

TPBG Antibody (monoclonal) (M09)

Mouse monoclonal antibody raised against a partial recombinant TPBG.

Catalog # AT4316a

Product Information

Application	WB, E
Primary Accession	Q13641
Other Accession	NM_006670
Reactivity	Human, Rat
Host	mouse
Clonality	monoclonal
Isotype	IgG2b Kappa
Clone Names	1B6
Calculated MW	46032

Additional Information

Gene ID	7162
Other Names	Trophoblast glycoprotein, 5T4 oncofetal antigen, 5T4 oncofetal trophoblast glycoprotein, 5T4 oncotrophoblast glycoprotein, M6P1, Wnt-activated inhibitory factor 1, WAIF1, TPBG, 5T4
Target/Specificity	TPBG (NP_006661, 219 a.a. ~ 328 a.a) partial recombinant protein with GST tag. MW of the GST tag alone is 26 KDa.
Dilution	WB~~1:500~1000 E~~N/A
Format	Clear, colorless solution in phosphate buffered saline, pH 7.2 .
Storage	Store at -20°C or lower. Aliquot to avoid repeated freezing and thawing.
Precautions	TPBG Antibody (monoclonal) (M09) is for research use only and not for use in diagnostic or therapeutic procedures.

Background


This gene encodes a leucine-rich transmembrane glycoprotein that may be involved in cell adhesion. The encoded protein is an oncofetal antigen that is specific to trophoblast cells. In adults this protein is highly expressed in many tumor cells and is associated with poor clinical outcome in numerous cancers. Alternate splicing in the 5' UTR results in multiple transcript variants that encode the same protein.

References


An MVA-based vaccine targeting the oncofetal antigen 5T4 in patients undergoing surgical resection of

colorectal cancer liver metastases. Elkord E, et al. J Immunother, 2008 Nov-Dec. PMID 18833005. Identification and functional validation of MHC class I epitopes in the tumor-associated antigen 5T4. Shingler WH, et al. Int Immunol, 2008 Aug. PMID 18567615. Placenta-derived, cellular messenger RNA expression in the maternal blood of preeclamptic women. Okazaki S, et al. Obstet Gynecol, 2007 Nov. PMID 17978129. CD8 T-cell recognition of human 5T4 oncofetal antigen. Smyth LJ, et al. Int J Cancer, 2006 Oct 1. PMID 16646078. Cell surface 5T4 antigen is transiently upregulated during early human embryonic stem cell differentiation: effect of 5T4 phenotype on neural lineage formation. Ward CM, et al. Exp Cell Res, 2006 Jun 10. PMID 16616918.

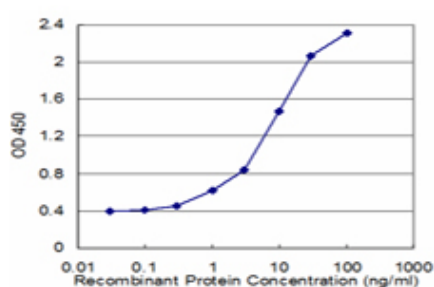
Images



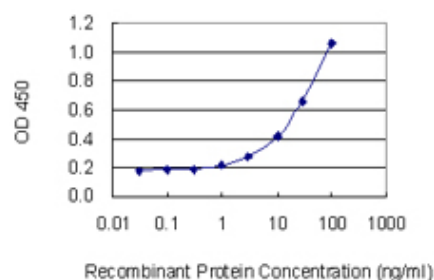
TPBG monoclonal antibody (M09), clone 1B6. Western Blot analysis of TPBG expression in HeLa (Cat # L013V1).



TPBG monoclonal antibody (M09), clone 1B6. Western Blot analysis of TPBG expression in PC-12((Cat # AT4316a)



Detection limit for recombinant GST tagged TPBG is approximately 1 ng/ml as a capture antibody.



Detection limit for recombinant GST tagged TPBG is 0.3 ng/ml as a capture antibody.

Please note: All products are 'FOR RESEARCH USE ONLY. NOT FOR USE IN DIAGNOSTIC OR THERAPEUTIC PROCEDURES'.