

TLR4 Antibody (monoclonal) (M03)

Mouse monoclonal antibody raised against a partial recombinant TLR4.

Catalog # AT4256a

Product Information

Application	WB, E
Primary Accession	O00206
Other Accession	NM_138554
Reactivity	Human
Host	mouse
Clonality	monoclonal
Isotype	IgG2a Kappa
Clone Names	1H7
Calculated MW	95680

Additional Information

Gene ID	7099
Other Names	Toll-like receptor 4, hToll, CD284, TLR4
Target/Specificity	TLR4 (NP_612564, 214 a.a. ~ 291 a.a) partial recombinant protein with GST tag. MW of the GST tag alone is 26 KDa.
Dilution	WB~~1:500~1000 E~~N/A
Format	Clear, colorless solution in phosphate buffered saline, pH 7.2 .
Storage	Store at -20°C or lower. Aliquot to avoid repeated freezing and thawing.
Precautions	TLR4 Antibody (monoclonal) (M03) is for research use only and not for use in diagnostic or therapeutic procedures.

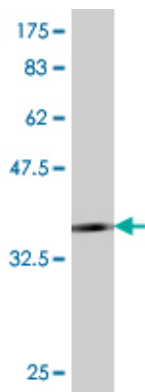
Background

The protein encoded by this gene is a member of the Toll-like receptor (TLR) family which plays a fundamental role in pathogen recognition and activation of innate immunity. TLRs are highly conserved from Drosophila to humans and share structural and functional similarities. They recognize pathogen-associated molecular patterns (PAMPs) that are expressed on infectious agents, and mediate the production of cytokines necessary for the development of effective immunity. The various TLRs exhibit different patterns of expression. This receptor is most abundantly expressed in placenta, and in myelomonocytic subpopulation of the leukocytes. It has been implicated in signal transduction events induced by lipopolysaccharide (LPS) found in most gram-negative bacteria. Mutations in this gene have been associated with differences in LPS responsiveness. Also, several transcript variants of this gene have been found, but the protein coding potential of most of them is uncertain.

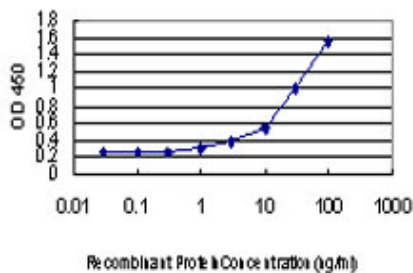
References

Inflammatory Mediators Gene Polymorphisms in Preeclampsia. Franchim CS, et al. Hypertens Pregnancy, 2010 Sep 6. PMID 20818961. Toll-like Receptor Gene Polymorphisms and Preeclampsia Risk: A Case-Control Study and Data Synthesis. Xie F, et al. Hypertens Pregnancy, 2010 Sep 6. PMID 20818954. Toll-like receptor 4 polymorphism and its association with symptomatic neurocysticercosis. Verma A, et al. J Infect Dis, 2010 Oct 15. PMID 20807077. Toll-like receptor and TIRAP gene polymorphisms in pulmonary tuberculosis patients of South India. Selvaraj P, et al. Tuberculosis (Edinb), 2010 Sep. PMID 20797905. Genetic factors responsible for long bone fractures non-union. Szczesny G, et al. Arch Orthop Trauma Surg, 2010 Aug 21. PMID 20730440.

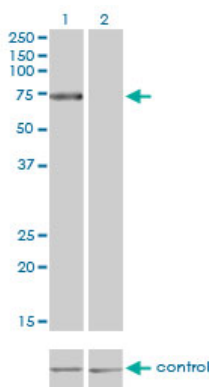
Images



Antibody Reactive Against Recombinant Protein. Western Blot detection against Immunogen (34.32 KDa) .



Detection limit for recombinant GST tagged TLR4 is approximately 0.03ng/ml as a capture antibody.



Western blot analysis of TLR4 over-expressed 293 cell line, cotransfected with TLR4 Validated Chimera RNAi (Cat # AT4256a)

Please note: All products are 'FOR RESEARCH USE ONLY. NOT FOR USE IN DIAGNOSTIC OR THERAPEUTIC PROCEDURES'.