

## SYN1 Antibody (monoclonal) (M06)

Mouse monoclonal antibody raised against a partial recombinant SYN1.

Catalog # AT4119a

### Product Information

---

<b>Application</b>	WB
<b>Primary Accession</b>	<a href="#">P17600</a>
<b>Other Accession</b>	<a href="#">NM_006950</a>
<b>Reactivity</b>	Human
<b>Host</b>	mouse
<b>Clonality</b>	monoclonal
<b>Isotype</b>	IgG2a Kappa
<b>Clone Names</b>	4F6
<b>Calculated MW</b>	74111

### Additional Information

---

<b>Gene ID</b>	6853
<b>Other Names</b>	Synapsin-1, Brain protein 41, Synapsin I, SYN1
<b>Target/Specificity</b>	SYN1 (NP_008881, 362 a.a. ~ 450 a.a) partial recombinant protein with GST tag. MW of the GST tag alone is 26 KDa.
<b>Dilution</b>	WB~~1:500~1000
<b>Format</b>	Clear, colorless solution in phosphate buffered saline, pH 7.2 .
<b>Storage</b>	Store at -20°C or lower. Aliquot to avoid repeated freezing and thawing.
<b>Precautions</b>	SYN1 Antibody (monoclonal) (M06) is for research use only and not for use in diagnostic or therapeutic procedures.

### Background

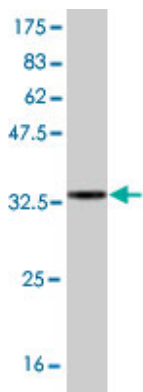
---

This gene is a member of the synapsin gene family. Synapsins encode neuronal phosphoproteins which associate with the cytoplasmic surface of synaptic vesicles. Family members are characterized by common protein domains, and they are implicated in synaptogenesis and the modulation of neurotransmitter release, suggesting a potential role in several neuropsychiatric diseases. This member of the synapsin family plays a role in regulation of axonogenesis and synaptogenesis. The protein encoded serves as a substrate for several different protein kinases and phosphorylation may function in the regulation of this protein in the nerve terminal. Mutations in this gene may be associated with X-linked disorders with primary neuronal degeneration such as Rett syndrome. Alternatively spliced transcript variants encoding different isoforms have been identified.


## References

Variation at the NFATC2 Locus Increases the Risk of Thiazolinedinedione-Induced Edema in the Diabetes REduction Assessment with ramipril and rosiglitazone Medication (DREAM) Study. Bailey SD, et al. Diabetes Care, 2010 Jul 13. PMID 20628086. Gene-centric association signals for lipids and apolipoproteins identified via the HumanCVD BeadChip. Talmud PJ, et al. Am J Hum Genet, 2009 Nov. PMID 19913121. Human synapsin I mediates the function of nuclear respiratory factor 1 in neurite outgrowth in neuroblastoma IMR-32 cells. Wang JL, et al. J Neurosci Res, 2009 Aug 1. PMID 19301426. Identification of new putative susceptibility genes for several psychiatric disorders by association analysis of regulatory and non-synonymous SNPs of 306 genes involved in neurotransmission and neurodevelopment. Gratac?s M, et al. Am J Med Genet B Neuropsychiatr Genet, 2009 Sep 5. PMID 19086053. Toward a confocal subcellular atlas of the human proteome. Barbe L, et al. Mol Cell Proteomics, 2008 Mar. PMID 18029348.

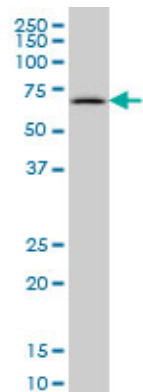
## Images



Antibody Reactive Against Recombinant Protein. Western Blot detection against Immunogen (35.53 KDa) .



SYN1 monoclonal antibody (M06), clone 4F6. Western Blot analysis of SYN1 expression in A-431 ( (Cat # AT4119a )



SYN1 monoclonal antibody (M06), clone 4F6 Western Blot analysis of SYN1 expression in MCF-7 ( (Cat # AT4119a )

Please note: All products are 'FOR RESEARCH USE ONLY. NOT FOR USE IN DIAGNOSTIC OR THERAPEUTIC PROCEDURES'.