

SREBF1 Antibody (monoclonal) (M02)

Mouse monoclonal antibody raised against a partial recombinant SREBF1.
Catalog # AT4036a

Product Information

Application	WB, E
Primary Accession	P36956
Other Accession	BC057388
Reactivity	Human
Host	mouse
Clonality	monoclonal
Isotype	IgG2a Kappa
Clone Names	4C11

Additional Information

Other Names	Sterol regulatory element-binding protein 1, SREBP-1, Class D basic helix-loop-helix protein 1, bHLHd1, Sterol regulatory element-binding transcription factor 1, Processed sterol regulatory element-binding protein 1, SREBF1, BHLHD1, SREBP1
Target/Specificity	SREBF1 (AAH57388, 801 a.a. ~ 900 a.a) partial recombinant protein with GST tag. MW of the GST tag alone is 26 KDa.
Dilution	WB~~1:500~1000 E~~N/A
Format	Clear, colorless solution in phosphate buffered saline, pH 7.2 .
Storage	Store at -20°C or lower. Aliquot to avoid repeated freezing and thawing.
Precautions	SREBF1 Antibody (monoclonal) (M02) is for research use only and not for use in diagnostic or therapeutic procedures.

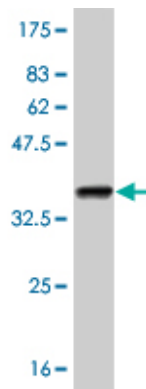
Background

This gene encodes a transcription factor that binds to the sterol regulatory element-1 (SRE1), which is a decamer flanking the low density lipoprotein receptor gene and some genes involved in sterol biosynthesis. The protein is synthesized as a precursor that is attached to the nuclear membrane and endoplasmic reticulum. Following cleavage, the mature protein translocates to the nucleus and activates transcription by binding to the SRE1. Sterols inhibit the cleavage of the precursor, and the mature nuclear form is rapidly catabolized, thereby reducing transcription. The protein is a member of the basic helix-loop-helix-leucine zipper (bHLH-Zip) transcription factor family. This gene is located within the Smith-Magenis syndrome region on chromosome 17. Two transcript variants encoding different isoforms have been found for this gene.

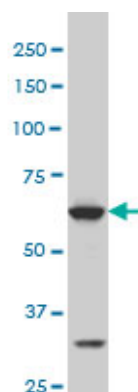
References

Variation at the NFATC2 Locus Increases the Risk of Thiazolinedione-Induced Edema in the Diabetes REduction Assessment with ramipril and rosiglitazone Medication (DREAM) Study. Bailey SD, et al. Diabetes Care, 2010 Jul 13. PMID 20628086. Coxsackievirus B3 infection activates the unfolded protein response and induces apoptosis through downregulation of p58IPK and activation of CHOP and SREBP1. Zhang HM, et al. J Virol, 2010 Sep. PMID 20554776. Activator-Mediator binding regulates Mediator-cofactor interactions. Ebmeier CC, et al. Proc Natl Acad Sci U S A, 2010 Jun 22. PMID 20534441. Translational control of the sterol-regulatory transcription factor SREBP-1 mRNA in response to serum starvation or ER stress is mediated by an internal ribosome entry site. Damiano F, et al. Biochem J, 2010 Aug 1. PMID 20513236. MicroRNA-33 and the SREBP host genes cooperate to control cholesterol homeostasis. Najafi-Shoushtari SH, et al. Science, 2010 Jun 18. PMID 20466882.

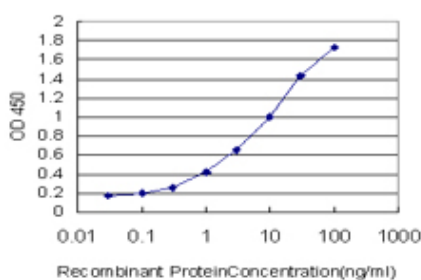
Images



Antibody Reactive Against Recombinant Protein. Western Blot detection against Immunogen (36.63 KDa) .



SREBF1 monoclonal antibody (M02), clone 4C11 Western Blot analysis of SREBF1 expression in COLO 320 HSR ((Cat # AT4036a)



Detection limit for recombinant GST tagged SREBF1 is approximately 0.03ng/ml as a capture antibody.

Please note: All products are 'FOR RESEARCH USE ONLY. NOT FOR USE IN DIAGNOSTIC OR THERAPEUTIC PROCEDURES'.