

SMARCD3 Antibody (monoclonal) (M04)

Mouse monoclonal antibody raised against a partial recombinant SMARCD3.
Catalog # AT3955a

Product Information

Application	WB, E
Primary Accession	Q6STE5
Other Accession	NM_001003801
Reactivity	Human, Mouse, Rat
Host	mouse
Clonality	monoclonal
Isotype	IgG2a Kappa
Clone Names	5B6
Calculated MW	55016

Additional Information

Gene ID	6604
Other Names	SWI/SNF-related matrix-associated actin-dependent regulator of chromatin subfamily D member 3, 60 kDa BRG-1/Brm-associated factor subunit C, BRG1-associated factor 60C, BAF60C, SMARCD3, BAF60C
Target/Specificity	SMARCD3 (NP_001003801, 385 a.a. ~ 483 a.a) partial recombinant protein with GST tag. MW of the GST tag alone is 26 KDa.
Dilution	WB~~1:500~1000 E~~N/A
Format	Clear, colorless solution in phosphate buffered saline, pH 7.2 .
Storage	Store at -20°C or lower. Aliquot to avoid repeated freezing and thawing.
Precautions	SMARCD3 Antibody (monoclonal) (M04) is for research use only and not for use in diagnostic or therapeutic procedures.

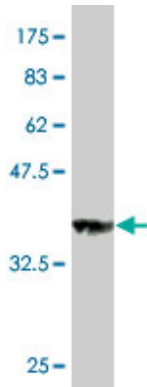
Background

The protein encoded by this gene is a member of the SWI/SNF family of proteins, whose members display helicase and ATPase activities and which are thought to regulate transcription of certain genes by altering the chromatin structure around those genes. The encoded protein is part of the large ATP-dependent chromatin remodeling complex SNF/SWI and has sequence similarity to the yeast Swp73 protein. Multiple alternatively spliced transcript variants have been found for this gene, but the biological validity of some variants has not been determined.


References

Baf60c is a component of the neural progenitor-specific BAF complex in developing retina. Lamba DA, et al. Dev Dyn, 2008 Oct. PMID 18816825. Global, in vivo, and site-specific phosphorylation dynamics in signaling networks. Olsen JV, et al. Cell, 2006 Nov 3. PMID 17081983. The SWI/SNF chromatin-remodeling complex is a cofactor for Tat transactivation of the HIV promoter. Mahmoudi T, et al. J Biol Chem, 2006 Jul 21. PMID 16687403. The status, quality, and expansion of the NIH full-length cDNA project: the Mammalian Gene Collection (MGC). Gerhard DS, et al. Genome Res, 2004 Oct. PMID 15489334. Transcription factors and nuclear receptors interact with the SWI/SNF complex through the BAF60c subunit. Debril MB, et al. J Biol Chem, 2004 Apr 16. PMID 14701856.

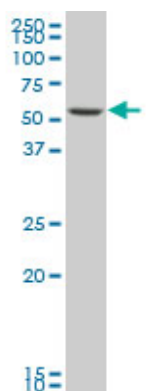
Images



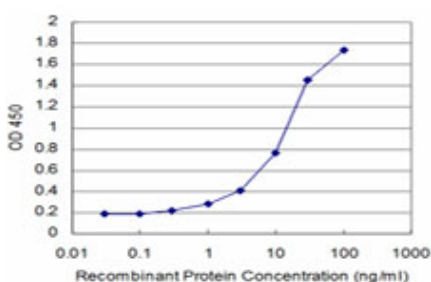
Antibody Reactive Against Recombinant Protein. Western Blot detection against Immunogen (36.63 KDa) .



SMARCD3 monoclonal antibody (M04), clone 5B6. Western Blot analysis of SMARCD3 expression in PC-12 (Cat # AT3955a)



SMARCD3 monoclonal antibody (M04), clone 5B6 Western Blot analysis of SMARCD3 expression in NIH/3T3 (Cat # AT3955a)



Detection limit for recombinant GST tagged SMARCD3 is approximately 0.3ng/ml as a capture antibody.

Citations

- [SWI/SNF factors required for cellular resistance to DNA damage include ARID1A and ARID1B and show interdependent protein stability.](#)

Please note: All products are 'FOR RESEARCH USE ONLY. NOT FOR USE IN DIAGNOSTIC OR THERAPEUTIC PROCEDURES'.