

ROPN1 Antibody (monoclonal) (M03)

Mouse monoclonal antibody raised against a full length recombinant ROPN1.

Catalog # AT3690a

Product Information

Application	WB, IHC, E
Primary Accession	Q9BZX4
Other Accession	BC015413
Reactivity	Human
Host	mouse
Clonality	monoclonal
Isotype	IgG2a Kappa
Clone Names	4E12
Calculated MW	23964

Additional Information

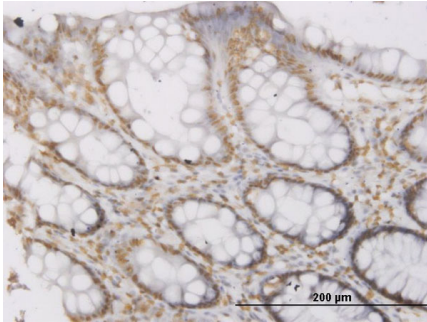
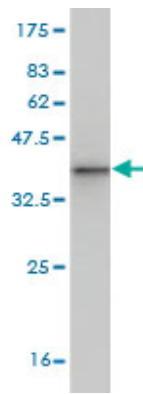
Gene ID	152015
Other Names	Ropporin-1B, Rhophilin-associated protein 1B, ROPN1B
Target/Specificity	ROPN1 (AAH15413, 1 a.a. ~ 120 a.a) full-length recombinant protein with GST tag. MW of the GST tag alone is 26 KDa.
Dilution	WB~~1:500~1000 IHC~~1:100~500 E~~N/A
Format	Clear, colorless solution in phosphate buffered saline, pH 7.2 .
Storage	Store at -20°C or lower. Aliquot to avoid repeated freezing and thawing.
Precautions	ROPN1 Antibody (monoclonal) (M03) is for research use only and not for use in diagnostic or therapeutic procedures.

References

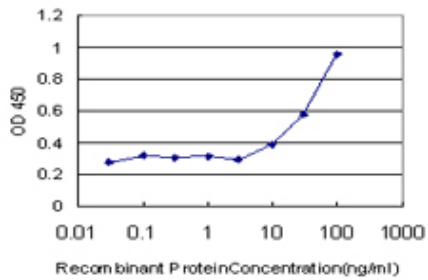
1.Functional Expression of Ropporin in Human Testis and Ejaculated Spermatozoa.Chen J, Wang Y, Wei B, Lai Y, Yan Q, Gui Y, Cai Z.J Androl. 2010 Aug 12. [Epub ahead of print]

Images

Antibody Reactive Against Recombinant Protein.Western Blot detection against Immunogen (38.94 KDa) .



Immunoperoxidase of monoclonal antibody to ROPN1 on formalin-fixed paraffin-embedded human colon.
[antibody concentration 1.5 ug/ml]



Detection limit for recombinant GST tagged ROPN1 is approximately 10ng/ml as a capture antibody.

Please note: All products are 'FOR RESEARCH USE ONLY. NOT FOR USE IN DIAGNOSTIC OR THERAPEUTIC PROCEDURES'.