

PRDM1 Antibody (monoclonal) (M04)

Mouse monoclonal antibody raised against a partial recombinant PRDM1.
Catalog # AT3418a

Product Information

Application	WB, E
Primary Accession	O75626
Other Accession	NM_001198
Reactivity	Human
Host	mouse
Clonality	monoclonal
Isotype	IgG1 Kappa
Clone Names	2F8

Additional Information

Other Names	PR domain zinc finger protein 1, 211-, BLIMP-1, Beta-interferon gene positive regulatory domain I-binding factor, PR domain-containing protein 1, Positive regulatory domain I-binding factor 1, PRDI-BF1, PRDI-binding factor 1, PRDM1, BLIMP1
Target/Specificity	PRDM1 (NP_001189, 1 a.a. ~ 109 a.a) partial recombinant protein with GST tag. MW of the GST tag alone is 26 KDa.
Dilution	WB~~1:500~1000 E~~N/A
Format	Clear, colorless solution in phosphate buffered saline, pH 7.2 .
Storage	Store at -20°C or lower. Aliquot to avoid repeated freezing and thawing.
Precautions	PRDM1 Antibody (monoclonal) (M04) is for research use only and not for use in diagnostic or therapeutic procedures.

Background


This gene encodes a protein that acts as a repressor of beta-interferon gene expression. The protein binds specifically to the PRDI (positive regulatory domain I element) of the beta-IFN gene promoter. Transcription of this gene increases upon virus induction. Two alternatively spliced transcript variants that encode different isoforms have been reported.

References


Personalized smoking cessation: interactions between nicotine dose, dependence and quit-success genotype score. Rose JE, et al. Mol Med, 2010 Jul-Aug. PMID 20379614. Blimp-1 is a tumor suppressor gene in lymphoid malignancies. Hangaishi A, et al. Int J Hematol, 2010 Jan. PMID 20047096. Peroxisome proliferator-activated receptor gamma ligands enhance human B cell antibody production and differentiation. Garcia-Bates TM, et

al. J Immunol, 2009 Dec 1. PMID 19915048. Genetic variants at CD28, PRDM1 and CD2/CD58 are associated with rheumatoid arthritis risk. Raychaudhuri S, et al. Nat Genet, 2009 Dec. PMID 19898481. A large-scale replication study identifies TNIP1, PRDM1, JAZF1, UHRF1BP1 and IL10 as risk loci for systemic lupus erythematosus. Gateva V, et al. Nat Genet, 2009 Nov. PMID 19838195.

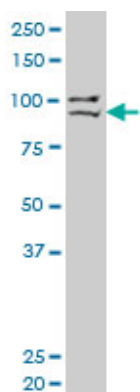
Images



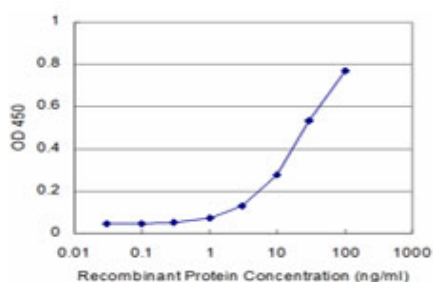
Antibody Reactive Against Recombinant Protein. Western Blot detection against Immunogen (37.73 KDa) .



PRDM1 monoclonal antibody (M04), clone 2F8. Western Blot analysis of PRDM1 expression in human skeletal muscle.



PRDM1 monoclonal antibody (M04), clone 2F8 Western Blot analysis of PRDM1 expression in SJCRH30 ((Cat # AT3418a)



Detection limit for recombinant GST tagged PRDM1 is approximately 3ng/ml as a capture antibody.

Please note: All products are 'FOR RESEARCH USE ONLY. NOT FOR USE IN DIAGNOSTIC OR THERAPEUTIC PROCEDURES'.