

PPP3R1 Antibody (monoclonal) (M01)

Mouse monoclonal antibody raised against a full length recombinant PPP3R1.

Catalog # AT3414a

Product Information

Application	WB, IF, E
Primary Accession	P63098
Other Accession	BC027913
Reactivity	Human, Rat
Host	mouse
Clonality	monoclonal
Isotype	IgG1 Kappa
Clone Names	40
Calculated MW	19300

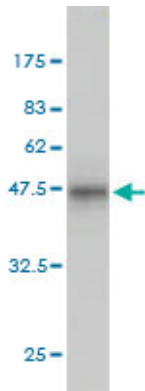
Additional Information

Gene ID	5534
Other Names	Calcineurin subunit B type 1, Protein phosphatase 2B regulatory subunit 1, Protein phosphatase 3 regulatory subunit B alpha isoform 1, PPP3R1, CNA2, CNB
Target/Specificity	PPP3R1 (AAH27913, 1 a.a. ~ 170 a.a) full-length recombinant protein with GST tag. MW of the GST tag alone is 26 KDa.
Dilution	WB~~1:500~1000 IF~~1:50~200 E~~N/A
Format	Clear, colorless solution in phosphate buffered saline, pH 7.2 .
Storage	Store at -20°C or lower. Aliquot to avoid repeated freezing and thawing.
Precautions	PPP3R1 Antibody (monoclonal) (M01) is for research use only and not for use in diagnostic or therapeutic procedures.

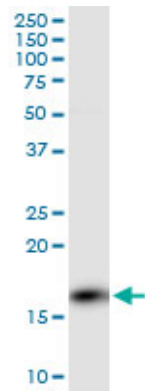
References

Variation at the NFATC2 Locus Increases the Risk of Thiazolidinedione-Induced Edema in the Diabetes REduction Assessment with ramipril and rosiglitazone Medication (DREAM) Study. Bailey SD, et al. Diabetes Care, 2010 Jul 13. PMID 20628086. Polymorphisms in the calcineurin genes are associated with the training responsiveness of cardiac phenotypes in Chinese young adults. He ZH, et al. Eur J Appl Physiol, 2010 Jul 1. PMID 20593291. New genetic associations detected in a host response study to hepatitis B vaccine. Davila S, et al. Genes Immun, 2010 Apr. PMID 20237496. Are calcineurin genes associated with endurance phenotype traits? He ZH, et al. Eur J Appl Physiol, 2010 Jun. PMID 20107831. Gene-centric association signals for lipids and apolipoproteins identified via the HumanCVD BeadChip. Talmud PJ, et al. Am J Hum Genet, 2009 Nov.

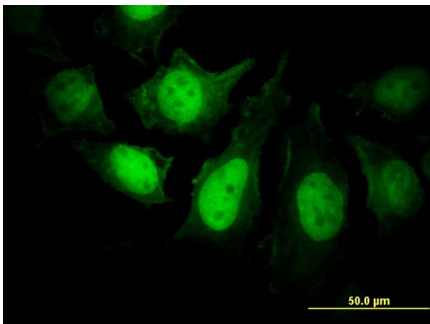
Images



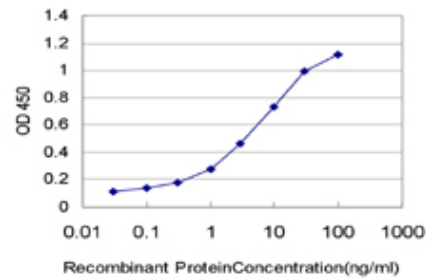
Antibody Reactive Against Recombinant Protein.Western Blot detection against Immunogen (44.44 KDa) .



PPP3R1 monoclonal antibody (M01), clone 4E1. Western Blot analysis of PPP3R1 expression in rat brain.



Immunofluorescence of monoclonal antibody to PPP3R1 on HeLa cell. [antibody concentration 25 ug/ml]



Detection limit for recombinant GST tagged PPP3R1 is approximately 0.1ng/ml as a capture antibody.

Please note: All products are 'FOR RESEARCH USE ONLY. NOT FOR USE IN DIAGNOSTIC OR THERAPEUTIC PROCEDURES'.