

PGR Antibody (monoclonal) (M04)

Mouse monoclonal antibody raised against a partial recombinant PGR. This PGR gene uses two distinct

Catalog # AT3286a

Product Information

Application	WB, IHC, IF, E
Primary Accession	P06401
Other Accession	NM_000926
Reactivity	Human
Host	mouse
Clonality	monoclonal
Isotype	IgG1 Kappa
Clone Names	2C2

Additional Information

Other Names	Progesterone receptor, PR, Nuclear receptor subfamily 3 group C member 3, PGR, NR3C3
Target/Specificity	PGR (NP_000917, 1 a.a. ~ 110 a.a) partial recombinant protein with GST tag. MW of the GST tag alone is 26 KDa.
Dilution	WB~~1:500~1000 IHC~~1:100~500 IF~~1:50~200 E~~N/A
Format	Clear, colorless solution in phosphate buffered saline, pH 7.2 .
Storage	Store at -20°C or lower. Aliquot to avoid repeated freezing and thawing.
Precautions	PGR Antibody (monoclonal) (M04) is for research use only and not for use in diagnostic or therapeutic procedures.

Background

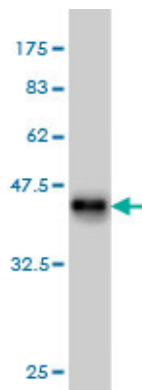
This gene encodes a member of the steroid receptor superfamily. The encoded protein mediates the physiological effects of progesterone, which plays a central role in reproductive events associated with the establishment and maintenance of pregnancy. This gene uses two distinct promoters and translation start sites in the first exon to produce two isoforms, A and B. The two isoforms are identical except for the additional 165 amino acids found in the N-terminus of isoform B and mediate their own response genes and physiologic effects with little overlap. The location of transcription initiation for isoform A has not been clearly determined.

References

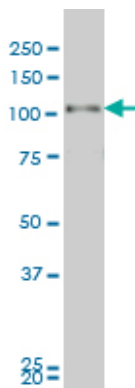
Associations of Progesterone Receptor Polymorphisms with Age at Menarche and Menstrual Cycle Length. Taylor KC, et al. Horm Res Paediatr, 2010 Sep 2. PMID 20814185. Progesterone receptor gene polymorphisms

and risk of endometriosis: results from an international collaborative effort. Near AM, et al. Fertil Steril, 2010 Aug 16. PMID 20719308.[BRCA1 selectively regulates the expression of progesterone receptor A in sporadic invasive ductal breast carcinoma] Wang X, et al. Zhonghua Yi Xue Za Zhi, 2010 May 25. PMID 20646629.Comprehensive analysis of common genetic variation in 61 genes related to steroid hormone and insulin-like growth factor-I metabolism and breast cancer risk in the NCI breast and prostate cancer cohort consortium. Canzian F, et al. Hum Mol Genet, 2010 Oct 1. PMID 20634197.Variation at the NFATC2 Locus Increases the Risk of Thiazolinedione-Induced Edema in the Diabetes REduction Assessment with ramipril and rosiglitazone Medication (DREAM) Study. Bailey SD, et al. Diabetes Care, 2010 Jul 13. PMID 20628086.

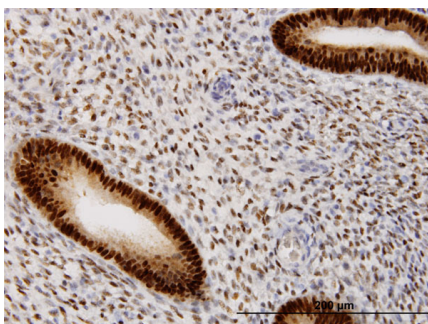
Images



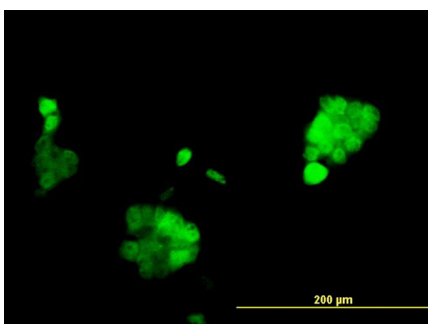
Antibody Reactive Against Recombinant Protein.Western Blot detection against Immunogen (37.84 KDa) .



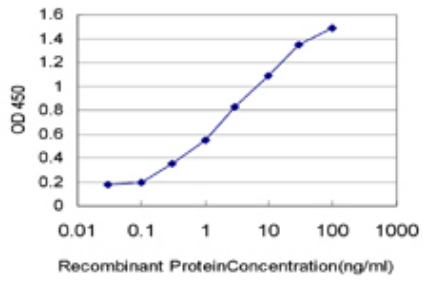
PGR monoclonal antibody (M04), clone 2C2 Western Blot analysis of PGR expression in A-431 ((Cat # AT3286a)



Immunoperoxidase of monoclonal antibody to PGR on formalin-fixed paraffin-embedded human endometrium. [antibody concentration 1.5 ug/ml]



Immunofluorescence of monoclonal antibody to PGR on A-431 cell. [antibody concentration 10 ug/ml]



Detection limit for recombinant GST tagged PGR is approximately 0.1ng/ml as a capture antibody.

Please note: All products are 'FOR RESEARCH USE ONLY. NOT FOR USE IN DIAGNOSTIC OR THERAPEUTIC PROCEDURES'.