

NR1H4 Antibody (monoclonal) (M01)

Mouse monoclonal antibody raised against a partial recombinant NR1H4.
Catalog # AT3098a

Product Information

Application	WB, IF, E
Primary Accession	Q96RI1
Other Accession	NM_005123
Reactivity	Human
Host	mouse
Clonality	monoclonal
Isotype	IgG1 Kappa
Clone Names	1G11


Additional Information

Other Names	Bile acid receptor, Farnesoid X-activated receptor, Farnesol receptor HRR-1, Nuclear receptor subfamily 1 group H member 4, Retinoid X receptor-interacting protein 14, RXR-interacting protein 14, NR1H4, BAR, FXR, HRR1, RIP14
Target/Specificity	NR1H4 (NP_005114, 363 a.a. ~ 472 a.a) partial recombinant protein with GST tag. MW of the GST tag alone is 26 KDa.
Dilution	WB~~1:500~1000 IF~~1:50~200 E~~N/A
Format	Clear, colorless solution in phosphate buffered saline, pH 7.2 .
Storage	Store at -20°C or lower. Aliquot to avoid repeated freezing and thawing.
Precautions	NR1H4 Antibody (monoclonal) (M01) is for research use only and not for use in diagnostic or therapeutic procedures.


References

The nuclear receptor FXR is expressed in pancreatic beta-cells and protects human islets from lipotoxicity. Popescu IR, et al. FEBS Lett, 2010 Jul 2. PMID 20447400. Bile acids and their nuclear receptor FXR: Relevance for hepatobiliary and gastrointestinal disease. Gadaleta RM, et al. Biochim Biophys Acta, 2010 Jul. PMID 20399894. Genetic risk factors for hepatopulmonary syndrome in patients with advanced liver disease. Roberts KE, et al. Gastroenterology, 2010 Jul. PMID 20346360. Regulation of the human bile acid UDP-glucuronosyltransferase 1A3 by the farnesoid X receptor and bile acids. Erichsen TJ, et al. J Hepatol, 2010 Apr. PMID 20189675. Farnesoid X receptor, through the binding with steroidogenic factor 1-responsive element, inhibits aromatase expression in tumor Leydig cells. Catalano S, et al. J Biol Chem, 2010 Feb 19. PMID 20026603.


Images



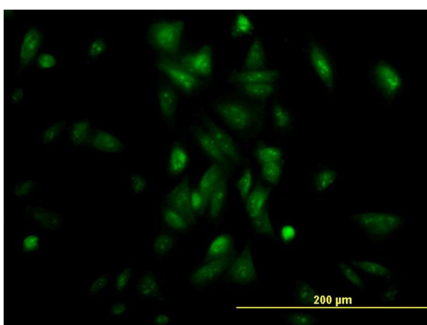
Antibody Reactive Against Recombinant Protein. Western Blot detection against Immunogen (37.84 KDa) .



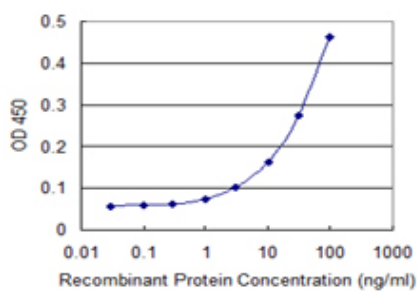
NR1H4 monoclonal antibody (M01), clone 1G11 Western Blot analysis of NR1H4 expression in HepG2 ((Cat # AT3098a)



NR1H4 monoclonal antibody (M01), clone 1G11. Western Blot analysis of NR1H4 expression in A-431 ((Cat # AT3098a)



Immunofluorescence of monoclonal antibody to NR1H4 on HepG2 cell. [antibody concentration 10 ug/ml]



Detection limit for recombinant GST tagged NR1H4 is 1 ng/ml as a capture antibody.

Please note: All products are 'FOR RESEARCH USE ONLY. NOT FOR USE IN DIAGNOSTIC OR THERAPEUTIC PROCEDURES'.