

LGALS8 Antibody (monoclonal) (M01)

Mouse monoclonal antibody raised against a full length recombinant LGALS8.

Catalog # AT2702a

Product Information

Application	WB, E
Primary Accession	O00214
Other Accession	BC015818
Reactivity	Human, Mouse
Host	mouse
Clonality	monoclonal
Isotype	IgG2a kappa
Clone Names	3E6
Calculated MW	35808

Additional Information

Gene ID	3964
Other Names	Galectin-8, Gal-8, Po66 carbohydrate-binding protein, Po66-CBP, Prostate carcinoma tumor antigen 1, PCTA-1, LGALS8
Target/Specificity	LGALS8 (AAH15818, 1 a.a. ~ 358 a.a) full-length recombinant protein with GST tag. MW of the GST tag alone is 26 KDa.
Dilution	WB~~1:500~1000 E~~N/A
Format	Clear, colorless solution in phosphate buffered saline, pH 7.2 .
Storage	Store at -20°C or lower. Aliquot to avoid repeated freezing and thawing.
Precautions	LGALS8 Antibody (monoclonal) (M01) is for research use only and not for use in diagnostic or therapeutic procedures.

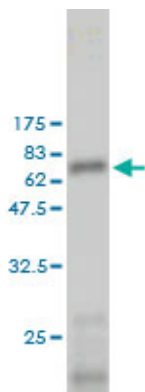
Background

This gene encodes a member of the galectin family. Galectins are beta-galactoside-binding animal lectins with conserved carbohydrate recognition domains. The galectins have been implicated in many essential functions including development, differentiation, cell-cell adhesion, cell-matrix interaction, growth regulation, apoptosis, and RNA splicing. This gene is widely expressed in tumoral tissues and seems to be involved in integrin-like cell interactions. Alternatively spliced transcript variants encoding different isoforms have been identified.


References

Galectin-8 up-regulation during hypopharyngeal and laryngeal tumor progression and comparison with galectin-1, -3 and -7. Cludts S, et al. Anticancer Res, 2009 Dec. PMID 20044599. Crystallization and preliminary X-ray diffraction analysis of a protease-resistant mutant form of human galectin-8. Yoshida H, et al. Acta Crystallogr Sect F Struct Biol Cryst Commun, 2009 May 1. PMID 19407390. Autoantibodies against galectin-8: their specificity, association with lymphopenia in systemic lupus erythematosus and detection in rheumatoid arthritis and acute inflammation. Massardo L, et al. Lupus, 2009 May. PMID 19395456. Galectin-8 interacts with podoplanin and modulates lymphatic endothelial cell functions. Cueni LN, et al. Exp Cell Res, 2009 Jun 10. PMID 19268462. Evaluation of galectin-8 expression in thyroid tumors. Savin S, et al. Med Oncol, 2009. PMID 19009371.

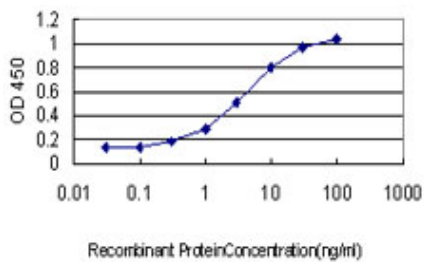
Images



Antibody Reactive Against Recombinant Protein. Western Blot detection against Immunogen (65.12 KDa) .



LGALS8 monoclonal antibody (M01), clone 3E5. Western Blot analysis of LGALS8 expression in Raw 264.7.



Detection limit for recombinant GST tagged LGALS8 is approximately 0.1ng/ml as a capture antibody.

Please note: All products are 'FOR RESEARCH USE ONLY. NOT FOR USE IN DIAGNOSTIC OR THERAPEUTIC PROCEDURES'.