

HBZ Antibody (monoclonal) (M01)

Mouse monoclonal antibody raised against a full length recombinant HBZ.

Catalog # AT2326a

Product Information

Application	WB, E
Primary Accession	P02008
Other Accession	BC027892
Reactivity	Human
Host	mouse
Clonality	monoclonal
Isotype	IgG1 kappa
Clone Names	3C4-1D5
Calculated MW	15637

Additional Information

Gene ID	3050
Other Names	Hemoglobin subunit zeta, HBAZ, Hemoglobin zeta chain, Zeta-globin, HBZ, HBZ2
Target/Specificity	HBZ (AAH27892, 1 a.a. ~ 142 a.a) full-length recombinant protein with GST tag. MW of the GST tag alone is 26 KDa.
Dilution	WB~~1:500~1000 E~~N/A
Format	Clear, colorless solution in phosphate buffered saline, pH 7.2 .
Storage	Store at -20°C or lower. Aliquot to avoid repeated freezing and thawing.
Precautions	HBZ Antibody (monoclonal) (M01) is for research use only and not for use in diagnostic or therapeutic procedures.

Background


Zeta-globin is an alpha-like hemoglobin. The zeta-globin polypeptide is synthesized in the yolk sac of the early embryo, while alpha-globin is produced throughout fetal and adult life. The zeta-globin gene is a member of the human alpha-globin gene cluster that includes five functional genes and two pseudogenes. The order of genes is: 5' - zeta - pseudozeta - mu - pseudoalpha-1 - alpha-2 -alpha-1 - theta1 - 3'.

References


A human protein-protein interaction network: a resource for annotating the proteome. Stelzl U, et al. Cell, 2005 Sep 23. PMID 16169070. Nuclear localization of HTLV-I bZIP factor (HBZ) is mediated by three distinct

motifs. Hivin P, et al. J Cell Sci, 2005 Apr 1. PMID 15755797. Effect of zeta-globin substitution on the O₂-transport properties of Hb S in vitro and in vivo. He Z, et al. Biochem Biophys Res Commun, 2004 Dec 24. PMID 15555579. The status, quality, and expansion of the NIH full-length cDNA project: the Mammalian Gene Collection (MGC). Gerhard DS, et al. Genome Res, 2004 Oct. PMID 15489334. Generation and initial analysis of more than 15,000 full-length human and mouse cDNA sequences. Strausberg RL, et al. Proc Natl Acad Sci U S A, 2002 Dec 24. PMID 12477932.

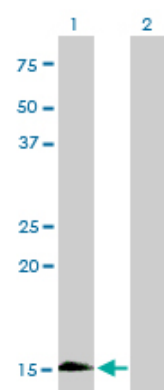
Images



Antibody Reactive Against Recombinant Protein. Western Blot detection against Immunogen (41.36 KDa) .

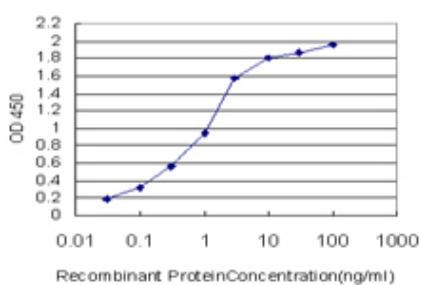


HBZ monoclonal antibody (M01), clone 3C4-1D5 Western Blot analysis of HBZ expression in K-562 ((Cat # AT2326a)



Western Blot analysis of HBZ expression in transfected 293T cell line by HBZ monoclonal antibody (M01), clone 3C4-1D5.

Lane 1: HBZ transfected lysate (15.6 KDa).
Lane 2: Non-transfected lysate.



Detection limit for recombinant GST tagged HBZ is approximately 0.03 ng/ml as a capture antibody.

Please note: All products are 'FOR RESEARCH USE ONLY. NOT FOR USE IN DIAGNOSTIC OR THERAPEUTIC PROCEDURES'.