

GNG3 Antibody (monoclonal) (M01)

Mouse monoclonal antibody raised against a full length recombinant GNG3.
Catalog # AT2230a

Product Information

Application	WB, E
Primary Accession	P63215
Other Accession	BC015563
Reactivity	Human, Rat
Host	mouse
Clonality	monoclonal
Isotype	IgG2b kappa
Clone Names	1E10-1B5
Calculated MW	8305

Additional Information

Gene ID	2785
Other Names	Guanine nucleotide-binding protein G(I)/G(S)/G(O) subunit gamma-3, GNG3, GNGT3
Target/Specificity	GNG3 (AAH15563, 1 a.a. ~ 75 a.a) full-length recombinant protein with GST tag. MW of the GST tag alone is 26 KDa.
Dilution	WB~~1:500~1000 E~~N/A
Format	Clear, colorless solution in phosphate buffered saline, pH 7.2 .
Storage	Store at -20°C or lower. Aliquot to avoid repeated freezing and thawing.
Precautions	GNG3 Antibody (monoclonal) (M01) is for research use only and not for use in diagnostic or therapeutic procedures.

Background

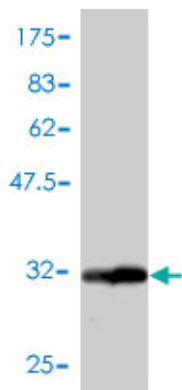
G proteins are heterotrimers of alpha, beta, and gamma subunits. Gamma subunits, such as GNG3, contribute to the specificity of the hundreds of receptor signaling pathways involving G proteins (Schwindinger et al., 2004 [PubMed 15314181]).

References


Regulation of Golgi structure and secretion by receptor-induced G protein betagamma complex translocation. Saini DK, et al. Proc Natl Acad Sci U S A, 2010 Jun 22. PMID 20534534. The status, quality, and expansion of the NIH full-length cDNA project: the Mammalian Gene Collection (MGC). Gerhard DS, et al.

Genome Res, 2004 Oct. PMID 15489334. Mice with deficiency of G protein gamma3 are lean and have seizures. Schwindinger WF, et al. Mol Cell Biol, 2004 Sep. PMID 15314181. Characterization of heterotrimeric G protein complexes in rice plasma membrane. Kato C, et al. Plant J, 2004 Apr. PMID 15078334. Glucagon and regulation of glucose metabolism. Jiang G, et al. Am J Physiol Endocrinol Metab, 2003 Apr. PMID 12626323.

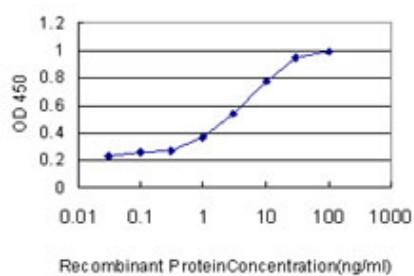
Images



Antibody Reactive Against Recombinant Protein. Western Blot detection against Immunogen (33.99 KDa).



GNG3 monoclonal antibody (M01), clone 1E10-1B5. Western Blot analysis of GNG3 expression in rat brain.



Detection limit for recombinant GST tagged GNG3 is approximately 1 ng/ml as a capture antibody.

Please note: All products are 'FOR RESEARCH USE ONLY. NOT FOR USE IN DIAGNOSTIC OR THERAPEUTIC PROCEDURES'.