

GNAI2 Antibody (monoclonal) (M02)

Mouse monoclonal antibody raised against a full length recombinant GNAI2.

Catalog # AT2226a

Product Information

Application	WB, E
Primary Accession	P04899
Other Accession	BC012138
Reactivity	Human
Host	mouse
Clonality	monoclonal
Isotype	IgG2b Kappa
Clone Names	3G11
Calculated MW	40451

Additional Information

Gene ID	2771
Other Names	Guanine nucleotide-binding protein G(i) subunit alpha-2, Adenylate cyclase-inhibiting G alpha protein, GNAI2, GNAI2B
Target/Specificity	GNAI2 (AAH12138, 1 a.a. ~ 355 a.a) full-length recombinant protein with GST tag. MW of the GST tag alone is 26 KDa.
Dilution	WB~~1:500~1000 E~~N/A
Format	Clear, colorless solution in phosphate buffered saline, pH 7.2 .
Storage	Store at -20°C or lower. Aliquot to avoid repeated freezing and thawing.
Precautions	GNAI2 Antibody (monoclonal) (M02) is for research use only and not for use in diagnostic or therapeutic procedures.

Background


The protein encoded by this gene is an alpha subunit of guanine nucleotide binding proteins (G proteins). The encoded protein contains the guanine nucleotide binding site and is involved in the hormonal regulation of adenylate cyclase. Several transcript variants encoding different isoforms have been detected for this gene, but the full-length nature of only two are known so far.

References

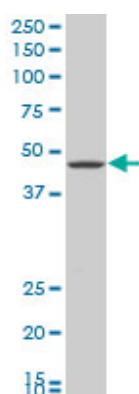
Variation at the NFATC2 Locus Increases the Risk of Thiazolinedinedione-Induced Edema in the Diabetes REduction Assessment with ramipril and rosiglitazone Medication (DREAM) Study. Bailey SD, et al. Diabetes

Care, 2010 Jul 13. PMID 20628086. Gene-centric association signals for lipids and apolipoproteins identified via the HumanCVD BeadChip. Talmud PJ, et al. Am J Hum Genet, 2009 Nov. PMID 19913121. Purification and functional reconstitution of monomeric mu-opioid receptors: allosteric modulation of agonist binding by Gi2. Kuszak AJ, et al. J Biol Chem, 2009 Sep 25. PMID 19542234. Identification of neuroglycan C and interacting partners as potential susceptibility genes for schizophrenia in a Southern Chinese population. So HC, et al. Am J Med Genet B Neuropsychiatr Genet, 2010 Jan 5. PMID 19367581. GNAI2 and regulators of G protein signaling as a potential Noonan syndrome mechanism. Huang X, et al. Med Hypotheses, 2009 Jul. PMID 19282110.

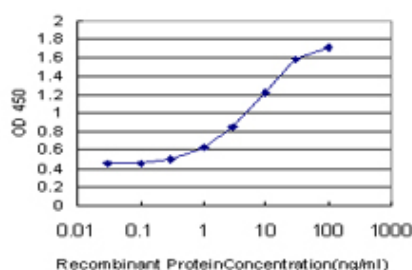
Images



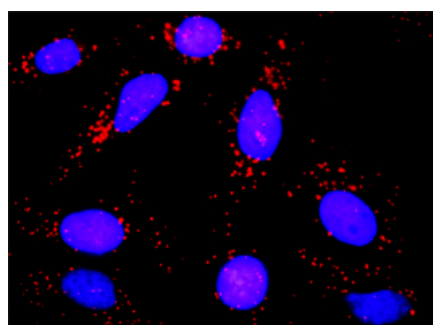
Antibody Reactive Against Recombinant Protein. Western Blot detection against Immunogen (64.57 KDa) .



GNAI2 monoclonal antibody (M02), clone 3G11. Western Blot analysis of GNAI2 expression in MCF-7 (Cat # AT2226a)



Detection limit for recombinant GST tagged GNAI2 is approximately 0.3ng/ml as a capture antibody.



Proximity Ligation Analysis of protein-protein interactions between C5AR1 and GNAI2. HeLa cells were stained with anti-C5AR1 rabbit purified polyclonal 1:1200 and anti-GNAI2 mouse monoclonal antibody 1:50. Each red dot represents the detection of protein-protein interaction complex, and nuclei were counterstained with DAPI (blue).

Please note: All products are 'FOR RESEARCH USE ONLY. NOT FOR USE IN DIAGNOSTIC OR THERAPEUTIC PROCEDURES'.