

DTX3L Antibody (monoclonal) (M01)

Mouse monoclonal antibody raised against a partial recombinant DTX3L.

Catalog # AT1825a

Product Information

Application	WB, IHC, E
Primary Accession	Q8TDB6
Other Accession	NM_138287
Reactivity	Human
Host	mouse
Clonality	monoclonal
Isotype	IgG2a Kappa
Clone Names	1D10
Calculated MW	83554

Additional Information

Gene ID	151636
Other Names	E3 ubiquitin-protein ligase DTX3L, 632-, B-lymphoma- and BAL-associated protein, Protein deltex-3-like, Rhysin-2, Rhysin2, DTX3L, BBAP
Target/Specificity	DTX3L (NP_612144, 3 a.a. ~ 110 a.a) partial recombinant protein with GST tag. MW of the GST tag alone is 26 KDa.
Dilution	WB~~1:500~1000 IHC~~1:100~500 E~~N/A
Format	Clear, colorless solution in phosphate buffered saline, pH 7.2 .
Storage	Store at -20°C or lower. Aliquot to avoid repeated freezing and thawing.
Precautions	DTX3L Antibody (monoclonal) (M01) is for research use only and not for use in diagnostic or therapeutic procedures.

Background

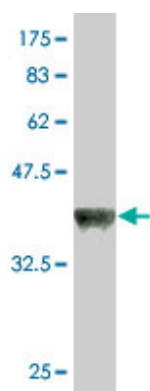
DTX3L functions as an E3 ubiquitin ligase (Takeyama et al., 2003 [PubMed 12670957]).

References

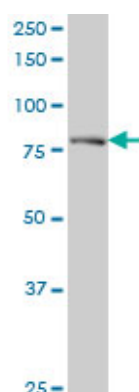
BBAP monoubiquitylates histone H4 at lysine 91 and selectively modulates the DNA damage response. Yan Q, et al. Mol Cell, 2009 Oct 9. PMID 19818714. Integrated genomic and transcriptional profiling identifies chromosomal loci with altered gene expression in cervical cancer. Wilting SM, et al. Genes Chromosomes Cancer, 2008 Oct. PMID 18618715. BAL1 and BBAP are regulated by a gamma interferon-responsive bidirectional promoter and are overexpressed in diffuse large B-cell lymphomas with a prominent

inflammatory infiltrate. Juszczynski P, et al. Mol Cell Biol, 2006 Jul. PMID 16809771. The status, quality, and expansion of the NIH full-length cDNA project: the Mammalian Gene Collection (MGC). Gerhard DS, et al. Genome Res, 2004 Oct. PMID 15489334. Complete sequencing and characterization of 21,243 full-length human cDNAs. Ota T, et al. Nat Genet, 2004 Jan. PMID 14702039.

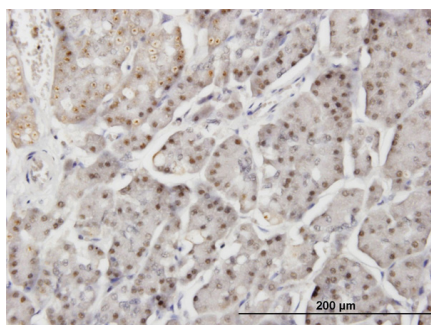
Images



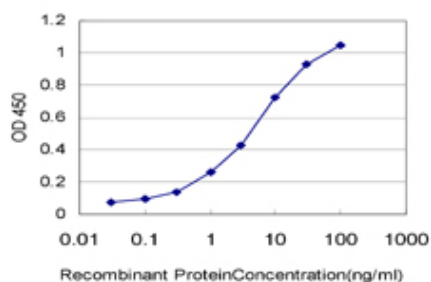
Antibody Reactive Against Recombinant Protein. Western Blot detection against Immunogen (37.62 KDa) .



DTX3L monoclonal antibody (M01), clone 1D10 Western Blot analysis of DTX3L expression in A-431 (Cat # AT1825a)



Immunoperoxidase of monoclonal antibody to DTX3L on formalin-fixed paraffin-embedded human pancreas. [antibody concentration 6 ug/ml]



Detection limit for recombinant GST tagged DTX3L is approximately 0.3ng/ml as a capture antibody.

Please note: All products are 'FOR RESEARCH USE ONLY. NOT FOR USE IN DIAGNOSTIC OR THERAPEUTIC PROCEDURES'.