

DSC3 Antibody (monoclonal) (M01)

Mouse monoclonal antibody raised against a partial recombinant DSC3.

Catalog # AT1820a

Product Information

Application	WB, IF, E
Primary Accession	Q14574
Other Accession	NM_001941
Reactivity	Human
Host	mouse
Clonality	monoclonal
Isotype	IgG2b Kappa
Clone Names	4D2
Calculated MW	99969

Additional Information

Gene ID	1825
Other Names	Desmocollin-3, Cadherin family member 3, Desmocollin-4, HT-CP, DSC3, CDHF3, DSC4
Target/Specificity	DSC3 (NP_001932, 585 a.a. ~ 684 a.a) partial recombinant protein with GST tag. MW of the GST tag alone is 26 KDa.
Dilution	WB~~1:500~1000 IF~~1:50~200 E~~N/A
Format	Clear, colorless solution in phosphate buffered saline, pH 7.2 .
Storage	Store at -20°C or lower. Aliquot to avoid repeated freezing and thawing.
Precautions	DSC3 Antibody (monoclonal) (M01) is for research use only and not for use in diagnostic or therapeutic procedures.

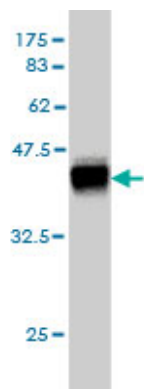
Background

The protein encoded by this gene is a calcium-dependent glycoprotein that is a member of the desmocollin subfamily of the cadherin superfamily. These desmosomal family members, along with the desmogleins, are found primarily in epithelial cells where they constitute the adhesive proteins of the desmosome cell-cell junction and are required for cell adhesion and desmosome formation. The desmosomal family members are arranged in two clusters on chromosome 18, occupying less than 650 kb combined. Alternative splicing results in two transcript variants encoding distinct isoforms.

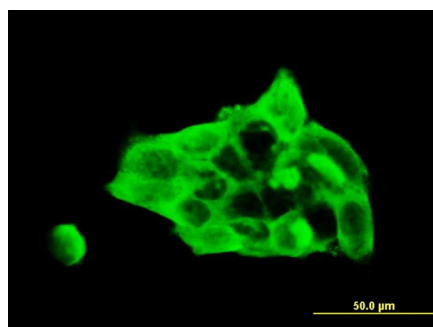
References

Evaluation of candidate stromal epithelial cross-talk genes identifies association between risk of serous ovarian cancer and TERT, a cancer susceptibility hot-spot. Johnatty SE, et al. PLoS Genet, 2010 Jul 8. PMID 20628624. Personalized smoking cessation: interactions between nicotine dose, dependence and quit-success genotype score. Rose JE, et al. Mol Med, 2010 Jul-Aug. PMID 20379614. A homozygous nonsense mutation in the human desmocollin-3 (DSC3) gene underlies hereditary hypotrichosis and recurrent skin vesicles. Ayub M, et al. Am J Hum Genet, 2009 Oct. PMID 19765682. Desmocollin 3-mediated binding is crucial for keratinocyte cohesion and is impaired in pemphigus. Spindler V, et al. J Biol Chem, 2009 Oct 30. PMID 19717567. Low to high Ca^{2+} -switch causes phosphorylation and association of desmocollin 3 with plakoglobin and desmoglein 3 in cultured keratinocytes. Aoyama Y, et al. Exp Dermatol, 2009 Apr. PMID 19348003.

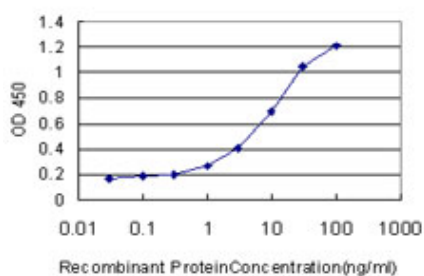
Images



Antibody Reactive Against Recombinant Protein. Western Blot detection against Immunogen (36.74 kDa) .



Immunofluorescence of monoclonal antibody to DSC3 on A-431 cell. [antibody concentration 10 $\mu\text{g/ml}$]



Detection limit for recombinant GST tagged DSC3 is approximately 1 ng/ml as a capture antibody.

Please note: All products are 'FOR RESEARCH USE ONLY. NOT FOR USE IN DIAGNOSTIC OR THERAPEUTIC PROCEDURES'.