

## DPYSL3 Antibody (monoclonal) (M01)

Mouse monoclonal antibody raised against a partial recombinant DPYSL3.

Catalog # AT1817a

### Product Information

---

<b>Application</b>	WB, IHC, E
<b>Primary Accession</b>	<a href="#">Q14195</a>
<b>Other Accession</b>	<a href="#">NM_001387</a>
<b>Reactivity</b>	Human
<b>Host</b>	mouse
<b>Clonality</b>	monoclonal
<b>Isotype</b>	IgG2a Kappa
<b>Clone Names</b>	1B8
<b>Calculated MW</b>	61963

### Additional Information

---

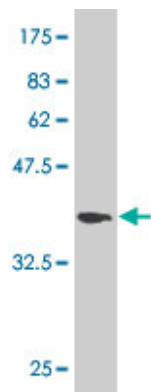
<b>Gene ID</b>	1809
<b>Other Names</b>	Dihydropyrimidinase-related protein 3, DRP-3, Collapsin response mediator protein 4, CRMP-4, Unc-33-like phosphoprotein 1, ULIP-1, DPYSL3, CRMP4, DRP3, ULIP, ULIP1
<b>Target/Specificity</b>	DPYSL3 (NP_001378, 457 a.a. ~ 555 a.a) partial recombinant protein with GST tag. MW of the GST tag alone is 26 KDa.
<b>Dilution</b>	WB~~1:500~1000 IHC~~1:100~500 E~~N/A
<b>Format</b>	Clear, colorless solution in phosphate buffered saline, pH 7.2 .
<b>Storage</b>	Store at -20°C or lower. Aliquot to avoid repeated freezing and thawing.
<b>Precautions</b>	DPYSL3 Antibody (monoclonal) (M01) is for research use only and not for use in diagnostic or therapeutic procedures.

### References


---

Expression profiling identifies new function of collapsin response mediator protein 4 as a metastasis-suppressor in prostate cancer. Gao X, et al. *Oncogene*, 2010 Aug 12. PMID 20543870. Personalized smoking cessation: interactions between nicotine dose, dependence and quit-success genotype score. Rose JE, et al. *Mol Med*, 2010 Jul-Aug. PMID 20379614. Toward a confocal subcellular atlas of the human proteome. Barbe L, et al. *Mol Cell Proteomics*, 2008 Mar. PMID 18029348. Global, in vivo, and site-specific phosphorylation dynamics in signaling networks. Olsen JV, et al. *Cell*, 2006 Nov 3. PMID 17081983. Distinct priming kinases contribute to differential regulation of collapsin response mediator proteins by glycogen synthase kinase-3 in vivo. Cole AR, et al. *J Biol Chem*, 2006 Jun 16.

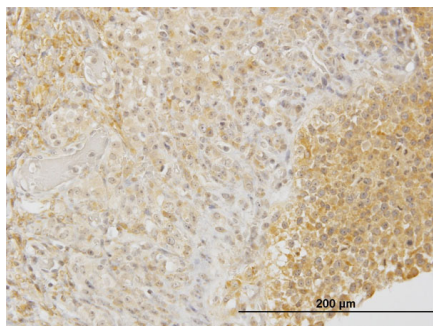
Images



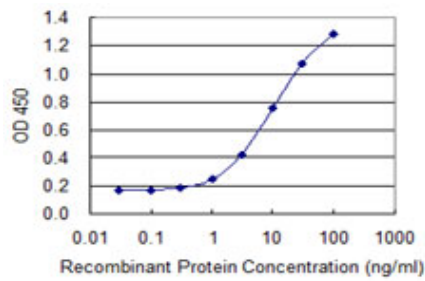
Antibody Reactive Against Recombinant Protein.Western Blot detection against Immunogen (36.63 KDa) .



DPYSL3 monoclonal antibody (M01), clone 1B8 Western Blot analysis of DPYSL3 expression in Jurkat ( (Cat # AT1817a )



Immunoperoxidase of monoclonal antibody to DPYSL3 on formalin-fixed paraffin-embedded human ovary. [antibody concentration 3 ug/ml]



Detection limit for recombinant GST tagged DPYSL3 is 0.3 ng/ml as a capture antibody.

Please note: All products are 'FOR RESEARCH USE ONLY. NOT FOR USE IN DIAGNOSTIC OR THERAPEUTIC PROCEDURES'.