

CYGB Antibody (monoclonal) (M02)

Mouse monoclonal antibody raised against a full length recombinant CYGB.

Catalog # AT1699a

Product Information

Application	WB, IHC, IF, E
Primary Accession	Q8WWM9
Other Accession	BC029798
Reactivity	Human
Host	mouse
Clonality	monoclonal
Isotype	IgG1 Kappa
Clone Names	1A1
Calculated MW	21405

Additional Information

Gene ID	114757
Other Names	Cytoglobin, Histoglobin, HGb, Stellate cell activation-associated protein, CYGB, STAP
Target/Specificity	CYGB (AAH29798, 1 a.a. ~ 190 a.a) full-length recombinant protein with GST tag. MW of the GST tag alone is 26 KDa.
Dilution	WB~~1:500~1000 IHC~~1:100~500 IF~~1:50~200 E~~N/A
Format	Clear, colorless solution in phosphate buffered saline, pH 7.2 .
Storage	Store at -20°C or lower. Aliquot to avoid repeated freezing and thawing.
Precautions	CYGB Antibody (monoclonal) (M02) is for research use only and not for use in diagnostic or therapeutic procedures.

Background


Cytoglobin is a ubiquitously expressed hexacoordinate hemoglobin that may facilitate diffusion of oxygen through tissues, scavenge nitric oxide or other reactive oxygen species, or serve a protective function during oxidative stress (Trent and Hargrove, 2002 [PubMed 11893755]).

References


1.Cytoglobin has bimodal: tumour suppressor and oncogene functions in lung cancer cell lines.Oleksiewicz U, Liloglou T, Tasopoulou KM, Daskoulidou N, Bryan J, Gosney JR, Field JK, Xinarianos GHum Mol Genet. 2013 Apr 24;23(4):400-410.
2.Pathway specific gene expression profiling reveals oxidative stress genes potentially regulated by

transcription co-activator LEDGF/p75 in prostate cancer cells. Basu A, Drame A, Munoz R, Gijsbers R, Debyser Z, De Leon M, Casiano CA. *Prostate*. 2011 Jul 27. doi: 10.1002/pros.21463. [Epub ahead of print]3. p53-mediated apoptosis, neuroglobin overexpression, and globin deposits in a patient with hereditary ferritinopathy. Powers JM. *J Neuropathol Exp Neurol*. 2006 Jul;65(7):716-21.4. Hypoxia differentially regulates the expression of neuroglobin and cytoglobin in rat brain. Li RC, Lee SK, Pouranfar F, Brittian KR, Clair HB, Row BW, Wang Y, Gozal D. *Brain Res*. 2006 Jun 22;1096(1):173-9. Epub 2006 Jun 5.

Images



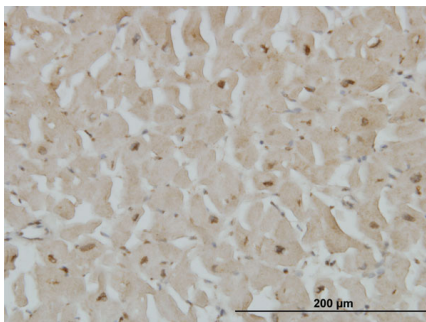
Antibody Reactive Against Recombinant Protein. Western Blot detection against Immunogen (46.64 kDa) .



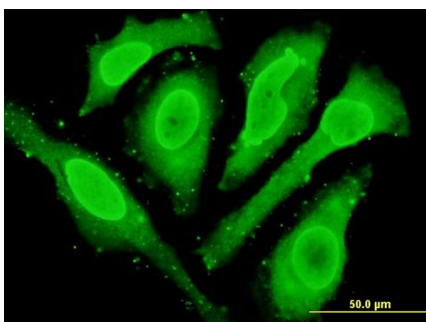
Western Blot analysis of CYGB expression in transfected 293T cell line by CYGB monoclonal antibody (M02), clone 1A1.

Lane 1: CYGB transfected lysate (21 kDa).

Lane 2: Non-transfected lysate.

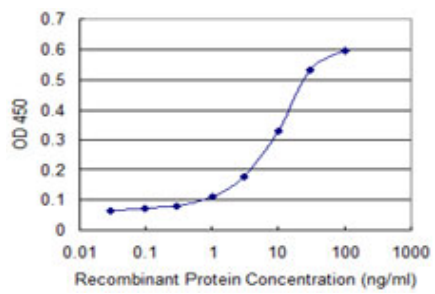


Immunoperoxidase of monoclonal antibody to CYGB on formalin-fixed paraffin-embedded human heart. [antibody concentration 3 ug/ml]



Immunofluorescence of monoclonal antibody to CYGB on HeLa cell . [antibody concentration 10 ug/ml]

Detection limit for recombinant GST tagged CYGB is approximately 1 ng/ml as a capture antibody.



Citations

- [Gene expression profiles and differential cytoglobin expression in atrophy and adenocarcinoma of the prostate.](#)

Please note: All products are 'FOR RESEARCH USE ONLY. NOT FOR USE IN DIAGNOSTIC OR THERAPEUTIC PROCEDURES'.