

COPS2 Antibody (monoclonal) (M02)

Mouse monoclonal antibody raised against a partial recombinant COPS2.
Catalog # AT1591a

Product Information

Application	WB, IF
Primary Accession	P61201
Other Accession	NM_004236
Reactivity	Human, Mouse, Rat
Host	mouse
Clonality	monoclonal
Isotype	IgG2a Kappa
Clone Names	4B12
Calculated MW	51597

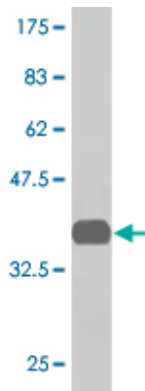
Additional Information

Gene ID	9318
Other Names	COP9 signalosome complex subunit 2, SGN2, Signalosome subunit 2, Alien homolog, JAB1-containing signalosome subunit 2, Thyroid receptor-interacting protein 15, TR-interacting protein 15, TRIP-15, COPS2, CSN2, TRIP15
Target/Specificity	COPS2 (NP_004227, 344 a.a. ~ 443 a.a) partial recombinant protein with GST tag. MW of the GST tag alone is 26 KDa.
Dilution	WB~~1:500~1000 IF~~1:50~200
Format	Clear, colorless solution in phosphate buffered saline, pH 7.2 .
Storage	Store at -20°C or lower. Aliquot to avoid repeated freezing and thawing.
Precautions	COPS2 Antibody (monoclonal) (M02) is for research use only and not for use in diagnostic or therapeutic procedures.


References

Defining the human deubiquitinating enzyme interaction landscape. Sowa ME, et al. Cell, 2009 Jul 23. PMID 19615732. Regulation of the anaphase-promoting complex by the COP9 signalosome. Kob R, et al. Cell Cycle, 2009 Jul 1. PMID 19535905. The coregulator Alien. Papaioannou M, et al. Nucl Recept Signal, 2007 Nov 30. PMID 18174916. Association of SAP130/SF3b-3 with Cullin-RING ubiquitin ligase complexes and its regulation by the COP9 signalosome. Menon S, et al. BMC Biochem, 2008 Jan 3. PMID 18173839. Toward a confocal subcellular atlas of the human proteome. Barbe L, et al. Mol Cell Proteomics, 2008 Mar. PMID 18029348.

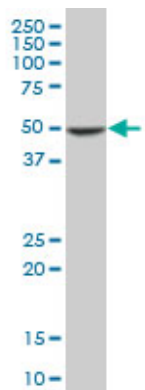
Images




Antibody Reactive Against Recombinant Protein. Western Blot detection against Immunogen (36.74 KDa) .



COPS2 monoclonal antibody (M02), clone 4B12. Western Blot analysis of COPS2 expression in PC-12((Cat # AT1591a)

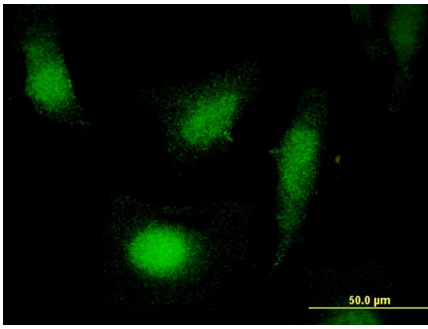


COPS2 monoclonal antibody (M02), clone 4B12. Western Blot analysis of COPS2 expression in HeLa S3 NE ((Cat # AT1591a)



COPS2 monoclonal antibody (M02), clone 4B12. Western Blot analysis of COPS2 expression in Raw 264.7((Cat # AT1591a)

Immunofluorescence of monoclonal antibody to COPS2 on HeLa cell . [antibody concentration 10 ug/ml]



Please note: All products are 'FOR RESEARCH USE ONLY. NOT FOR USE IN DIAGNOSTIC OR THERAPEUTIC PROCEDURES'.