

CES2 Antibody (monoclonal) (M01)

Mouse monoclonal antibody raised against a partial recombinant CES2.
Catalog # AT1498a

Product Information

Application	WB, E
Primary Accession	O00748
Other Accession	NM_003869
Reactivity	Human
Host	mouse
Clonality	monoclonal
Isotype	IgG2b Kappa
Clone Names	2H7

Additional Information

Other Names	Cocaine esterase, Carboxylesterase 2, CE-2, hCE-2, Methylumbelliferyl-acetate deacetylase 2, CES2, ICE
Target/Specificity	CES2 (NP_003860, 514 a.a. ~ 621 a.a) partial recombinant protein with GST tag. MW of the GST tag alone is 26 kDa.
Dilution	WB~~1:500~1000 E~~N/A
Format	Clear, colorless solution in phosphate buffered saline, pH 7.2 .
Storage	Store at -20°C or lower. Aliquot to avoid repeated freezing and thawing.
Precautions	CES2 Antibody (monoclonal) (M01) is for research use only and not for use in diagnostic or therapeutic procedures.

Background

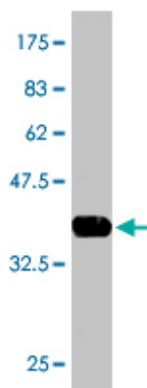
This gene encodes a member of the carboxylesterase large family. The family members are responsible for the hydrolysis or transesterification of various xenobiotics, such as cocaine and heroin, and endogenous substrates with ester, thioester, or amide bonds. They may participate in fatty acyl and cholesterol ester metabolism, and may play a role in the blood-brain barrier system. The protein encoded by this gene is the major intestinal enzyme and functions in intestine drug clearance. Two alternatively spliced transcript variants encoding distinct isoforms have been found for this gene.

References

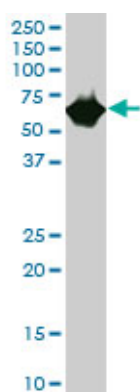
Variation at the NFATC2 Locus Increases the Risk of Thiazolinedione-Induced Edema in the Diabetes REduction Assessment with ramipril and rosiglitazone Medication (DREAM) Study. Bailey SD, et al. Diabetes Care, 2010 Jul 13. PMID 20628086. Evaluation of Candidate Genes for Cholinesterase Activity in Farmworkers Exposed to Organophosphorous Pesticides - Association of SNPs in BCHE. Howard TD, et al. Environ Health

Perspect, 2010 Jun 8. PMID 20529763.Mammalian carboxylesterase 3: comparative genomics and proteomics. Holmes RS, et al. Genetica, 2010 Jul. PMID 20422440.Personalized smoking cessation: interactions between nicotine dose, dependence and quit-success genotype score. Rose JE, et al. Mol Med, 2010 Jul-Aug. PMID 20379614.New genetic associations detected in a host response study to hepatitis B vaccine. Davila S, et al. Genes Immun, 2010 Apr. PMID 20237496.

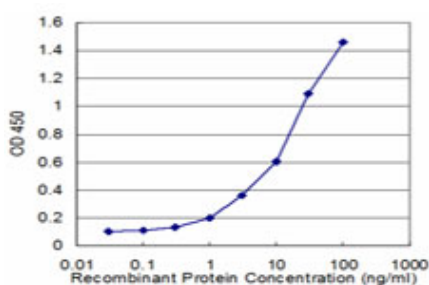
Images



Antibody Reactive Against Recombinant Protein. Western Blot detection against Immunogen (37.62 KDa) .



CES2 monoclonal antibody (M01), clone 2H7. Western Blot analysis of CES2 expression in HepG2 ((Cat # AT1498a)



Detection limit for recombinant GST tagged CES2 is approximately 1ng/ml as a capture antibody.

Please note: All products are 'FOR RESEARCH USE ONLY. NOT FOR USE IN DIAGNOSTIC OR THERAPEUTIC PROCEDURES'.