

## CD79B Antibody (monoclonal) (M01)

Mouse monoclonal antibody raised against a full length recombinant CD79B.

Catalog # AT1445a

### Product Information

---

Application	WB, IP, E
Primary Accession	<a href="#">P40259</a>
Other Accession	<a href="#">BC032651</a>
Reactivity	Human
Host	mouse
Clonality	monoclonal
Isotype	IgG1 kappa
Clone Names	4E10-2A10
Calculated MW	26048

### Additional Information

---

Gene ID	974
Other Names	B-cell antigen receptor complex-associated protein beta chain, B-cell-specific glycoprotein B29, Ig-beta, Immunoglobulin-associated B29 protein, CD79b, CD79B, B29, IGB
Target/Specificity	CD79B (AAH32651, 1 a.a. ~ 229 a.a) full-length recombinant protein with GST tag. MW of the GST tag alone is 26 KDa.
Dilution	WB~~1:500~1000 IP~~N/A E~~N/A
Format	Clear, colorless solution in phosphate buffered saline, pH 7.2 .
Storage	Store at -20°C or lower. Aliquot to avoid repeated freezing and thawing.
Precautions	CD79B Antibody (monoclonal) (M01) is for research use only and not for use in diagnostic or therapeutic procedures.

### Background

---

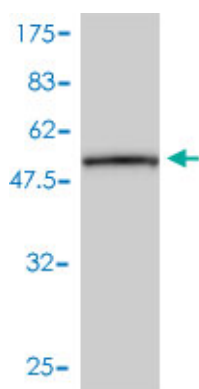
The B lymphocyte antigen receptor is a multimeric complex that includes the antigen-specific component, surface immunoglobulin (Ig). Surface Ig non-covalently associates with two other proteins, Ig-alpha and Ig-beta, which are necessary for expression and function of the B-cell antigen receptor. This gene encodes the Ig-beta protein of the B-cell antigen component. Alternatively spliced transcript variants encoding different isoforms have been described.

### References

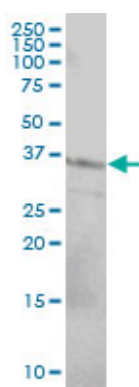
---

Variation at the NFATC2 Locus Increases the Risk of Thiazolinedione-Induced Edema in the Diabetes REduction Assessment with ramipril and rosiglitazone Medication (DREAM) Study. Bailey SD, et al. Diabetes Care, 2010 Jul 13. PMID 20628086. New genetic associations detected in a host response study to hepatitis B vaccine. Davila S, et al. Genes Immun, 2010 Apr. PMID 20237496. Gene-centric association signals for lipids and apolipoproteins identified via the HumanCVD BeadChip. Talmud PJ, et al. Am J Hum Genet, 2009 Nov. PMID 19913121. Association between genetic variants in VEGF, ERCC3 and occupational benzene haematotoxicity. Hosgood HD 3rd, et al. Occup Environ Med, 2009 Dec. PMID 19773279. Common genetic variants in candidate genes and risk of familial lymphoid malignancies. Liang XS, et al. Br J Haematol, 2009 Aug. PMID 19573080.

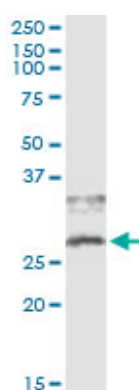
## Images



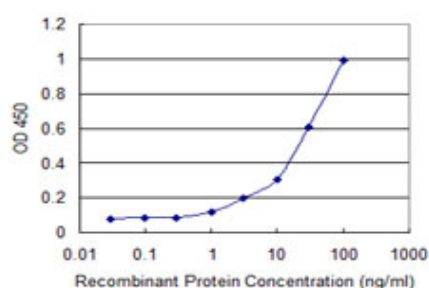
Antibody Reactive Against Recombinant Protein. Western Blot detection against Immunogen (50.93 KDa) .



CD79B monoclonal antibody (M01), clone 4E10-2A10 Western Blot analysis of CD79B expression in HeLa ( (Cat # AT1445a )



Immunoprecipitation of CD79B transfected lysate using anti-CD79B monoclonal antibody and Protein A Magnetic Bead ([U0007](#)), and immunoblotted with CD79B MaxPab rabbit polyclonal antibody.



Detection limit for recombinant GST tagged CD79B is approximately 0.03ng/ml as a capture antibody.

Please note: All products are 'FOR RESEARCH USE ONLY. NOT FOR USE IN DIAGNOSTIC OR THERAPEUTIC PROCEDURES'.