

CD177 Antibody (monoclonal) (M01)

Mouse monoclonal antibody raised against a partial recombinant CD177.

Catalog # AT1431a

Product Information

Application	WB, IHC, IP, E
Primary Accession	Q8N6Q3
Other Accession	BC029167
Reactivity	Human
Host	mouse
Clonality	monoclonal
Isotype	IgG2a Kappa
Clone Names	4C4
Calculated MW	46363

Additional Information

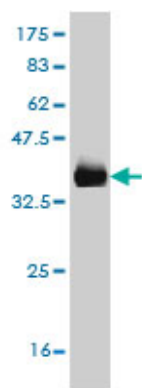
Gene ID	57126
Other Names	CD177 antigen, Human neutrophil alloantigen 2a, HNA-2a, NB1 glycoprotein, NB1 GP, Polycythemia rubra vera protein 1, PRV-1, CD177, CD177, NB1, PRV1
Target/Specificity	CD177 (AAH29167, 21 a.a. ~ 120 a.a) partial recombinant protein with GST tag. MW of the GST tag alone is 26 KDa.
Dilution	WB~~1:500~1000 IHC~~1:100~500 IP~~N/A E~~N/A
Format	Clear, colorless solution in phosphate buffered saline, pH 7.2 .
Storage	Store at -20°C or lower. Aliquot to avoid repeated freezing and thawing.
Precautions	CD177 Antibody (monoclonal) (M01) is for research use only and not for use in diagnostic or therapeutic procedures.

Background

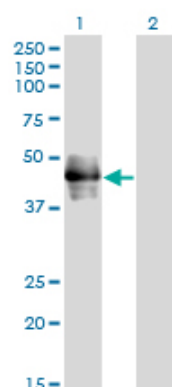
NB1, a glycosyl-phosphatidylinositol (GPI)-linked N-glycosylated cell surface glycoprotein, was first described in a case of neonatal alloimmune neutropenia (Lalezari et al., 1971 [PubMed 5552408]).

References

1. Gene expression analysis of a Helicobacter pylori-infected and high-salt diet-treated mouse gastric tumor model: identification of CD177 as a novel prognostic factor in patients with gastric cancer. Toyoda T, Tsukamoto T, Yamamoto M, Ban H, Saito N, Takasu S, Shi L, Saito A, Ito S, Yamamura Y, Nishikawa A, Ogawa K, Tanaka T, Tatematsu MBMC Gastroenterol. 2013 Jul 30;13(1):122.

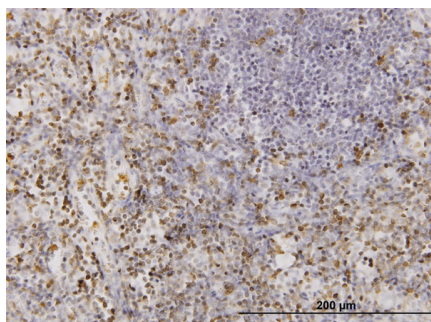


Antibody Reactive Against Recombinant Protein. Western Blot detection against Immunogen (36.63 KDa) .

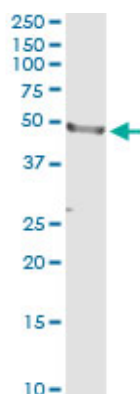


Western Blot analysis of CD177 expression in transfected 293T cell line by CD177 monoclonal antibody (M01), clone 4C4.

Lane 1: CD177 transfected lysate(46.4 KDa).
Lane 2: Non-transfected lysate.

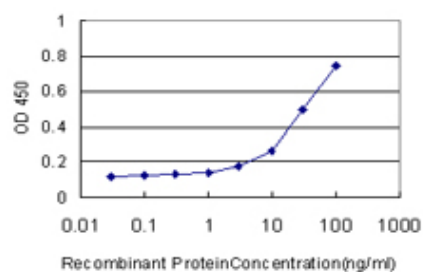


Immunoperoxidase of monoclonal antibody to CD177 on formalin-fixed paraffin-embedded human lymph node. [antibody concentration 3 ug/ml]



Immunoprecipitation of CD177 transfected lysate using anti-CD177 monoclonal antibody and Protein A Magnetic Bead ([U0007](#)), and immunoblotted with CD177 MaxPab rabbit polyclonal antibody.

Detection limit for recombinant GST tagged CD177 is approximately 3ng/ml as a capture antibody.



Citations

- [Tumour-infiltrating neutrophils counteract anti-VEGF therapy in metastatic colorectal cancer.](#)

Please note: All products are 'FOR RESEARCH USE ONLY. NOT FOR USE IN DIAGNOSTIC OR THERAPEUTIC PROCEDURES'.