

# DAGLB Antibody (Center)

Affinity Purified Rabbit Polyclonal Antibody (Pab)  
Catalog # AP9323c

## Product Information

---

<b>Application</b>	WB, FC, E
<b>Primary Accession</b>	<a href="#">Q8NCG7</a>
<b>Reactivity</b>	Human, Mouse
<b>Host</b>	Rabbit
<b>Clonality</b>	Polyclonal
<b>Isotype</b>	Rabbit IgG
<b>Clone Names</b>	RB23594
<b>Calculated MW</b>	73732
<b>Antigen Region</b>	491-518

## Additional Information

---

<b>Gene ID</b>	221955
<b>Other Names</b>	Sn1-specific diacylglycerol lipase beta, DGL-beta, 311-, KCCR13L, DAGLB
<b>Target/Specificity</b>	This DAGLB antibody is generated from rabbits immunized with a KLH conjugated synthetic peptide between 491-518 amino acids from the Central region of human DAGLB.
<b>Dilution</b>	WB~1:1000 FC~1:10~50 E~Use at an assay dependent concentration.
<b>Format</b>	Purified polyclonal antibody supplied in PBS with 0.09% (W/V) sodium azide. This antibody is purified through a protein A column, followed by peptide affinity purification.
<b>Storage</b>	Maintain refrigerated at 2-8°C for up to 2 weeks. For long term storage store at -20°C in small aliquots to prevent freeze-thaw cycles.
<b>Precautions</b>	DAGLB Antibody (Center) is for research use only and not for use in diagnostic or therapeutic procedures.

## Protein Information

---

<b>Name</b>	DAGLB
<b>Function</b>	Lipase that catalyzes the hydrolysis of arachidonic acid (AA)-esterified diacylglycerols (DAGs) to produce the principal endocannabinoid, 2-arachidonoylglycerol (2-AG) which can be further cleaved by downstream enzymes to release arachidonic acid (AA) for cyclooxygenase (COX)-mediated eicosanoid production (PubMed: <a href="#">14610053</a> ). Preferentially hydrolyzes DAGs at

the sn-1 position in a calcium- dependent manner and has negligible activity against other lipids including monoacylglycerols and phospholipids (PubMed:[14610053](#)). Plays a key role in the regulation of 2-AG and AA pools utilized by COX1/2 to generate lipid mediators of macrophage and microglia inflammatory responses. Also functions as a polyunsaturated fatty acids-specific triacylglycerol lipase in macrophages. Plays an important role to support the metabolic and signaling demands of macrophages (By similarity).

#### Cellular Location

Cell membrane; Multi-pass membrane protein

## Background

---

Catalyzes the hydrolysis of diacylglycerol (DAG) to 2-arachidonoyl-glycerol (2-AG), the most abundant endocannabinoid in tissues. Required for axonal growth during development and for retrograde synaptic signaling at mature synapses.

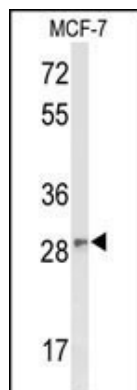
## References

---

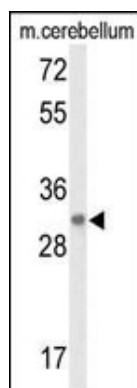
Ma,J. Atherosclerosis 191 (1), 63-72 (2007)  
Bisogno,T. J. Cell Biol. 163 (3), 463-468 (2003)  
Lanfranchi,G. Genome Res. 6 (1), 35-42 (1996)

## Images

---

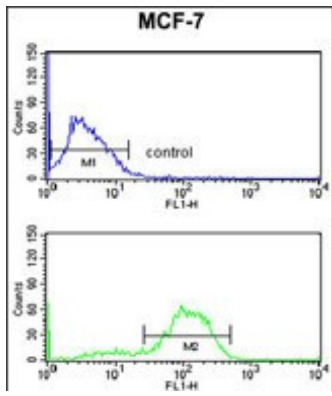


Western blot analysis of DAGLB Antibody (Center) (Cat. #AP9323c) in MCF-7 cell line lysates (35ug/lane). DAGLB (arrow) was detected using the purified Pab;



Western blot analysis of DAGLB Antibody (Center) (Cat. #AP9323c) in mouse cerebellum tissue lysates (35ug/lane). DAGLB (arrow) was detected using the purified Pab.

DAGLB Antibody (Center) (Cat. #AP9323c) flow cytometry analysis of MCF-7 cells (bottom histogram) compared to a negative control cell (top histogram).FITC-conjugated goat-anti-rabbit secondary antibodies were used for the analysis.



Please note: All products are 'FOR RESEARCH USE ONLY. NOT FOR USE IN DIAGNOSTIC OR THERAPEUTIC PROCEDURES'.