

CD90 Rabbit mAb

Catalog # AP77249

Product Information

Application	WB, IHC-P, IF, ICC
Primary Accession	P04216
Reactivity	Human
Host	Rabbit
Clonality	Monoclonal Antibody
Isotype	IgG
Conjugate	Unconjugated
Immunogen	A synthesized peptide derived from human CD90
Purification	Affinity Chromatography
Calculated MW	17935

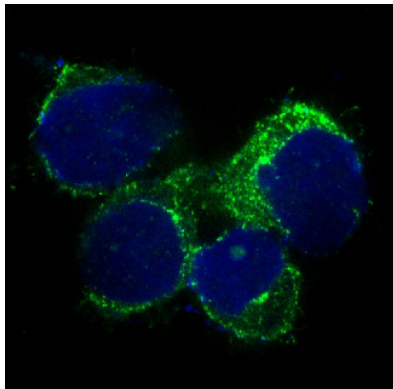
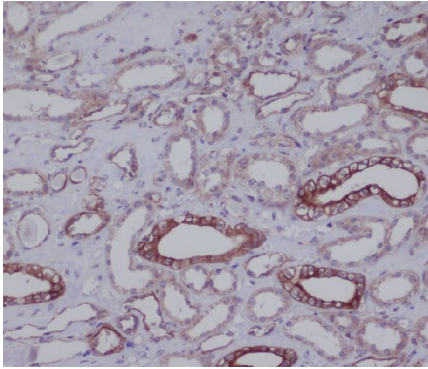
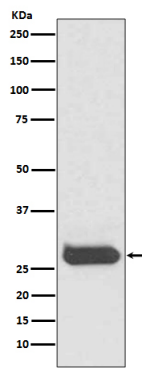
Additional Information

Gene ID	7070
Other Names	THY1
Dilution	WB~~1/500-1/1000 IHC-P~~N/A IF~~1/50-1/200 ICC~~N/A
Format	Liquid in 10mM PBS, pH 7.4, 150mM sodium chloride, 0.05% BSA, 0.02% sodium azide and 50% glycerol.
Storage	Store at 4°C short term. Aliquot and store at -20°C long term. Avoid freeze/thaw cycles.

Protein Information

Name	THY1
Function	May play a role in cell-cell or cell-ligand interactions during synaptogenesis and other events in the brain.
Cellular Location	Cell membrane; Lipid-anchor, GPI- anchor

Images



Please note: All products are 'FOR RESEARCH USE ONLY. NOT FOR USE IN DIAGNOSTIC OR THERAPEUTIC PROCEDURES'.