

TdT Rabbit mAb

Catalog # AP76164

Product Information

Application	WB, FC, IP
Primary Accession	P04053
Reactivity	Rat, Human, Mouse
Host	Rabbit
Clonality	Monoclonal Antibody
Isotype	IgG
Conjugate	Unconjugated
Purification	Affinity Purified
Calculated MW	58536

Additional Information

Gene ID	1791
Other Names	DNTT
Dilution	WB~~1:500-1:1000 FC~~1:20 IP~~1:20
Format	Liquid in 50mM Tris-Glycine(pH 7.4), 0.15M NaCl, 40%Glycerol, 0.01% sodium azide and 0.05% BSA.
Storage	Store at 4°C short term. Aliquot and store at -20°C long term. Avoid freeze/thaw cycles.

Protein Information

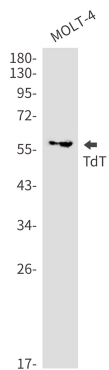
Name	DNTT
Synonyms	TDT {ECO:0000303 PubMed:11473582}
Function	Template-independent DNA polymerase which catalyzes the random addition of deoxynucleoside 5'-triphosphate to the 3'-end of a DNA initiator. One of the in vivo functions of this enzyme is the addition of nucleotides at the junction (N region) of rearranged Ig heavy chain and T-cell receptor gene segments during the maturation of B- and T-cells.
Cellular Location	Nucleus.

Background

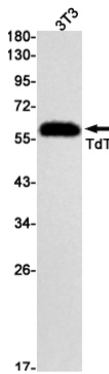
Template-independent DNA polymerase which catalyzes the random addition of deoxynucleoside

5'-triphosphate to the 3'-end of a DNA initiator. One of the in vivo functions of this enzyme is the addition of nucleotides at the junction (N region) of rearranged Ig heavy chain and T-cell receptor gene segments during the maturation of B- and T-cells.

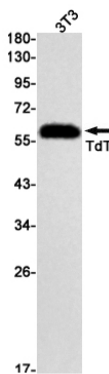
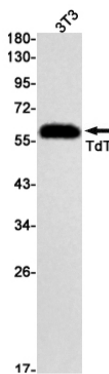
Images



Western blot analysis of TdT in MOLT4 lysates using DNA Nucleotidylexotransferase antibody.



Western blot analysis of TdT in 3T3 lysates using TdT antibody.



Please note: All products are 'FOR RESEARCH USE ONLY. NOT FOR USE IN DIAGNOSTIC OR THERAPEUTIC PROCEDURES'.