

GST3 Rabbit mAb

Catalog # AP75521

Product Information

Application	WB, IHC-P, IHC-F, ICC
Primary Accession	P09211
Reactivity	Human, Mouse, Rat
Host	Rabbit
Clonality	Monoclonal Antibody
Calculated MW	23356

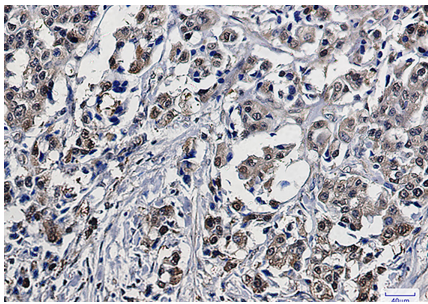
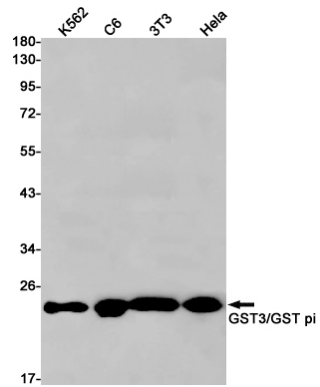
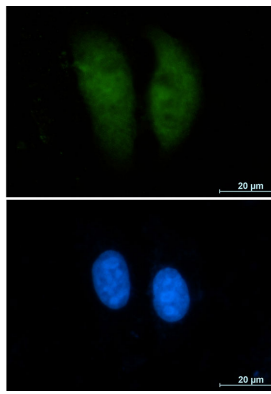
Additional Information

Gene ID	2950
Other Names	GSTP1
Dilution	WB~~1/500-1/1000 IHC-P~~N/A IHC-F~~N/A ICC~~N/A
Format	50mM Tris-Glycine(pH 7.4), 0.15M NaCl, 40%Glycerol, 0.01% sodium azide and 0.05% BSA.

Protein Information

Name	GSTP1 (HGNC:4638)
Synonyms	FAEES3, GST3
Function	Conjugation of reduced glutathione to a wide number of exogenous and endogenous hydrophobic electrophiles. Involved in the formation of glutathione conjugates of both prostaglandin A2 (PGA2) and prostaglandin J2 (PGJ2) (PubMed: 9084911). Participates in the formation of novel hepoxilin regioisomers (PubMed: 21046276). Negatively regulates CDK5 activity via p25/p35 translocation to prevent neurodegeneration.
Cellular Location	Cytoplasm. Mitochondrion. Nucleus. Note=The 83 N-terminal amino acids function as un uncleaved transit peptide, and arginine residues within it are crucial for mitochondrial localization

Images



Please note: All products are 'FOR RESEARCH USE ONLY. NOT FOR USE IN DIAGNOSTIC OR THERAPEUTIC PROCEDURES'.