

Annexin VII Polyclonal Antibody

Catalog # AP73556

Product Information

Application	WB, IHC-P, IF, ICC, E
Primary Accession	P20073
Reactivity	Human, Mouse
Host	Rabbit
Clonality	Polyclonal

Additional Information

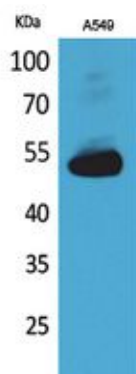
Other Names	ANXA7; ANX7; SNX; OK/SW-cl.95; Annexin A7; Annexin VII; Annexin-7; Synexin
Dilution	WB~Western Blot: 1/500 - 1/2000. IHC-p: 1/100-1/300. ELISA: 1/20000. Not yet tested in other applications. IHC-P~Western Blot: 1/500 - 1/2000. IHC-p: 1/100-1/300. ELISA: 1/20000. Not yet tested in other applications. IF~1:50~200 ICC~N/A E~N/A
Format	Liquid in PBS containing 50% glycerol, 0.5% BSA and 0.09% (W/V) sodium azide.
Storage Conditions	-20°C

Protein Information

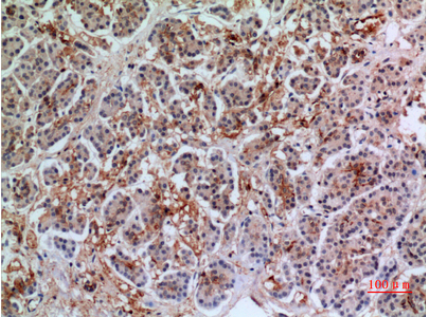
Background

Calcium/phospholipid-binding protein which promotes membrane fusion and is involved in exocytosis.

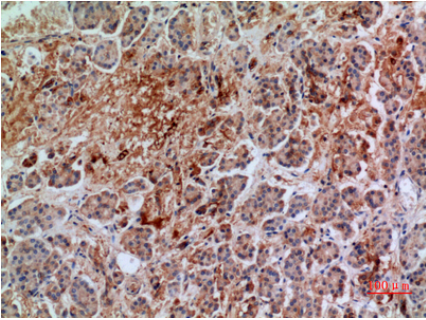
Images



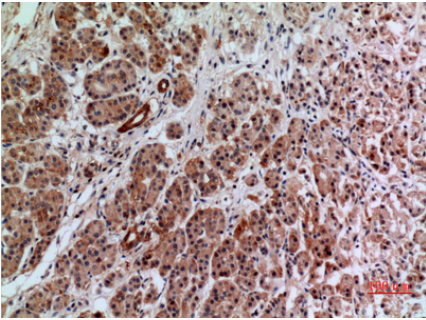
Western Blot analysis of A549 cells using Annexin VII Polyclonal Antibody.. Secondary antibody was diluted at 1:20000



Immunohistochemical analysis of paraffin-embedded human-pancreas, antibody was diluted at 1:100



Immunohistochemical analysis of paraffin-embedded human-pancreas, antibody was diluted at 1:100



Immunohistochemical analysis of paraffin-embedded human-pancreas, antibody was diluted at 1:100

Please note: All products are 'FOR RESEARCH USE ONLY. NOT FOR USE IN DIAGNOSTIC OR THERAPEUTIC PROCEDURES'.