

# CDX2 Antibody

Purified Mouse Monoclonal Antibody (Mab)  
Catalog # AP52774

## Product Information

---

<b>Application</b>	WB, ICC, IP
<b>Primary Accession</b>	<a href="#">Q99626</a>
<b>Reactivity</b>	Human, Mouse
<b>Host</b>	Mouse
<b>Clonality</b>	Monoclonal
<b>Isotype</b>	IgG2b
<b>Calculated MW</b>	33520

## Additional Information

---

<b>Gene ID</b>	1045
<b>Other Names</b>	Caudal type homeo box 2;Caudal type homeo box transcription factor 2;Caudal type homeobox 2;Caudal type homeobox protein 2;caudal type homeobox transcription factor 2; Caudal-type homeobox protein 2;CDX 2;CDX 3;CDX-3;Cdx2;CDX2_HUMAN;CDX3;Homeobox protein CDX 2;Homeobox protein CDX-2;Homeobox protein CDX2.
<b>Dilution</b>	WB~~1:1000 ICC~~1:100 IP~~1:500
<b>Format</b>	Liquid in PBS containing 50% glycerol, 0.5% BSA and 0.02% sodium azide, pH 7.3.
<b>Storage</b>	Store at 4°C short term. Aliquot and store at -20°C long term. Avoid freeze/thaw cycles.

## Protein Information

---

<b>Name</b>	CDX2
<b>Synonyms</b>	CDX3
<b>Function</b>	Transcription factor which regulates the transcription of multiple genes expressed in the intestinal epithelium (By similarity). Binds to the promoter of the intestinal sucrase-isomaltase SI and activates SI transcription (By similarity). Binds to the DNA sequence 5'-ATAAAAACTTAT-3' in the promoter region of VDR and activates VDR transcription (By similarity). Binds to and activates transcription of LPH (By similarity). Activates transcription of CLDN2 and intestinal mucin MUC2 (By similarity). Binds to the 5'-AATTTTTTACAACACCT-3' DNA sequence in the promoter region of CA1 and activates CA1 transcription (By similarity). Important in broad range of functions from early differentiation to maintenance of the intestinal epithelial

lining of both the small and large intestine. Binds preferentially to methylated DNA (PubMed:[28473536](#)).

**Cellular Location** Nucleus {ECO:0000250|UniProtKB:P43241}.

**Tissue Location** Detected in small intestine, colon and pancreas.

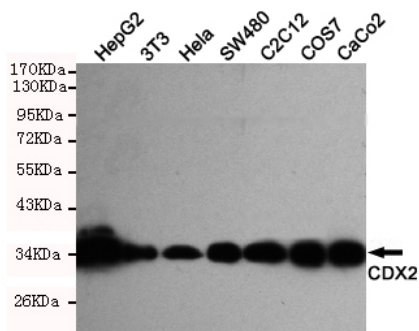
## Background

Involved in the transcriptional regulation of multiple genes expressed in the intestinal epithelium. Important in broad range of functions from early differentiation to maintenance of the intestinal epithelial lining of both the small and large intestine.

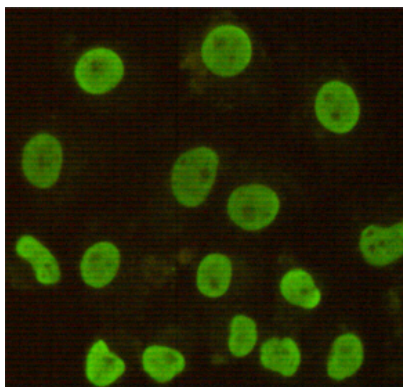
## References

Drummond F.J., et al. *Ann. Hum. Genet.* 61:393-400(1997).  
Mallo G.V., et al. *Int. J. Cancer* 74:35-44(1997).  
Sivagnanasundaram S., et al. *Br. J. Cancer* 84:218-225(2001).  
Tanizawa Y., et al. Submitted (JUN-1997) to the EMBL/GenBank/DDBJ databases.  
Dunham A., et al. *Nature* 428:522-528(2004).

## Images

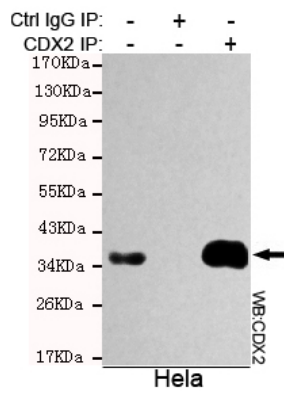


Western blot detection of CDX2 in HeLa, Caco2, C2C12, SW480, COS7, HepG2 and 3T3 cell lysates using CDX2 mouse mAb (1:1000 diluted). Predicted band size: 34 kDa. Observed band size: 34 kDa.



Immunocytochemistry stain of HeLa using CDX2 mouse mAb (1:100).

Immunoprecipitation analysis of HeLa cell lysate using CDX2 mouse mAb.



Please note: All products are 'FOR RESEARCH USE ONLY. NOT FOR USE IN DIAGNOSTIC OR THERAPEUTIC PROCEDURES'.